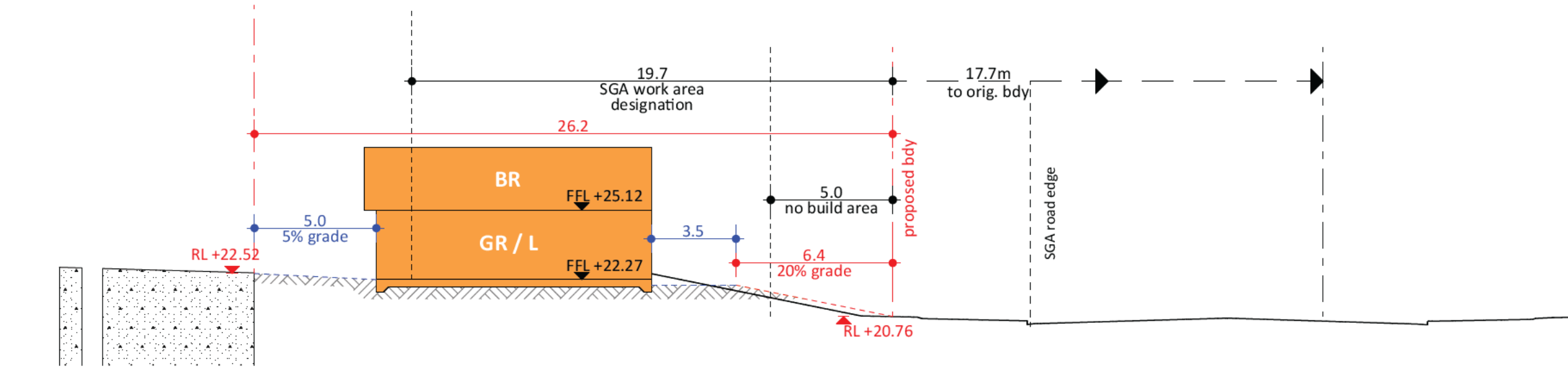


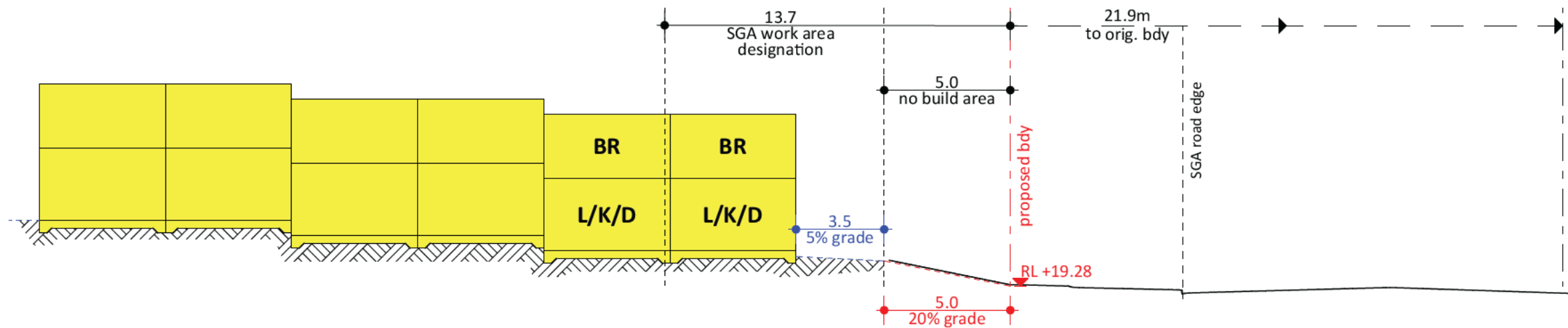
SECTION KE

- EXIST. EARTHWORKS SURFACE
- SGA DESIGNATION
- PROPOSED BATTERING
- PROPOSED BUILDING PLATFORM
- BUILDING 2 bed type (or low cost housing)
- BUILDING 3 bed type
- BUILDING 4 bed type

NOTE:
Refer to Civil Engineer's drawings additional detail.
Dimensions indicative only.



S17 Type C13, Brigham Creek Rd Intersection
Scale 1 200



S18 Type B6, Brigham Creek Rd / Wetland Area
Scale 1 200

Cato Bolam
creating great places

PLANNERS | SURVEYORS | ENGINEERS
ARCHITECTS | ENVIRONMENTAL

Neil Construction Limited
Kauri Road Development
2-10 Kauri Road, Whenuapai
Auckland 0618

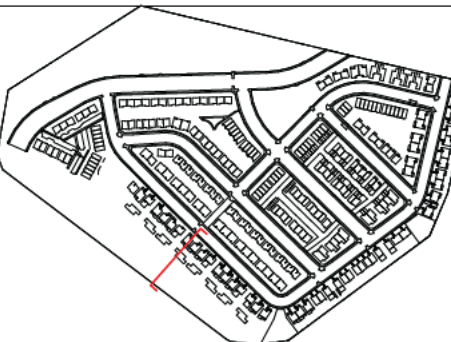
Site Section - Brigham Creek Rd
Intersection

DEVELOPED DESIGN

No	Description	Modified by	Date

Work in Progress

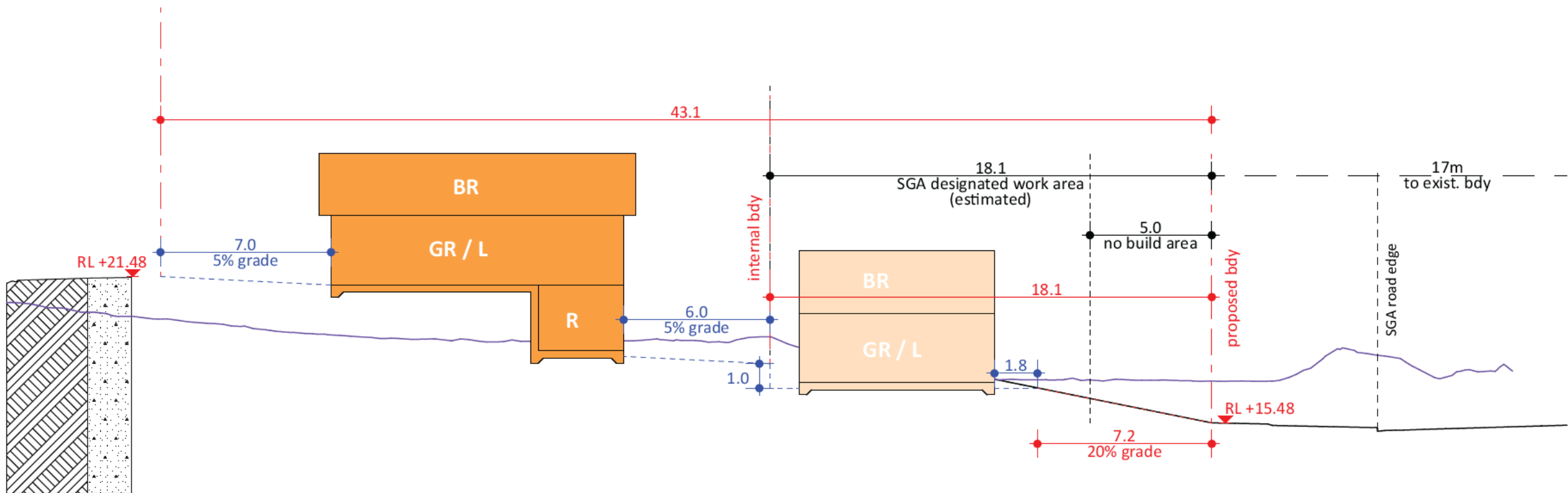
DATE	ORIGINAL SCALE	ORIGINAL SIZE
1/11/2022		A3
DRAWING NO.	REVISION	
44314-DR-SK111		



SECTION KEY

	EXIST. EARTHWORKS SURFACE
	SGA DESIGNATION
	PROPOSED BATTERING
	PROPOSED BUILDING PLATFORM
	BUILDING 2 bed type (or low cost housing)
	BUILDING 3 bed type
	BUILDING 4 bed type

NOTE:
Refer to Civil Engineer's drawings additional detail.
Dimensions indicative only.



S1

Site Section - Brigham Creek Rd

Scale 1:200

Cato Bolam
creating great places

PLANNERS | SURVEYORS | ENGINEERS
ARCHITECTS | ENVIRONMENTAL

Neil Construction Limited
Kauri Road Development
2-10 Kauri Road, Whenuapai
Auckland 0618

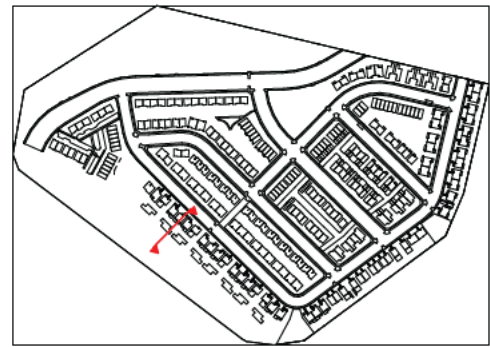
Site Sections - Brigham Creek Rd

DEVELOPED DESIGN

No	Description	Modified by	Date
----	-------------	-------------	------

Work in Progress

DATE	ORIGINAL SCALE	ORIGINAL SIZE
1/11/2022	1:200	A3
DRAWING NO.	REVISION	
44314-DR-SK121		



SECTION KEY

- EXIST. EARTHWORKS SURFACE
- SGA DESIGNATION
- PROPOSED BATTERING
- PROPOSED BUILDING PLATFORM
- BUILDING 2 bed type (or low cost housing)
- BUILDING 3 bed type
- BUILDING 4 bed type

NOTE:
Refer to Civil Engineer's drawings additional detail.
Dimensions indicative only.



PLANNERS | SURVEYORS | ENGINEERS
ARCHITECTS | ENVIRONMENTAL

Neil Construction Limited
Kauri Road Development
2-10 Kauri Road, Whenuapai
Auckland 0618

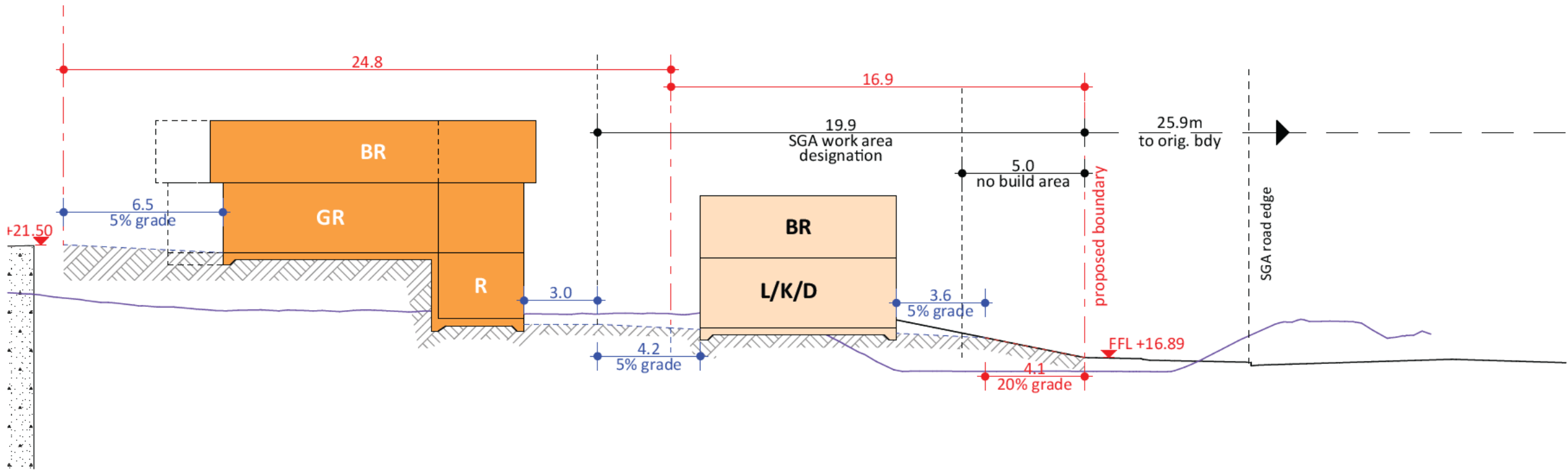
Site Sections - Brigham Creek Rd

DEVELOPED DESIGN

No	Description	Modified by	Date
----	-------------	-------------	------

Work in Progress

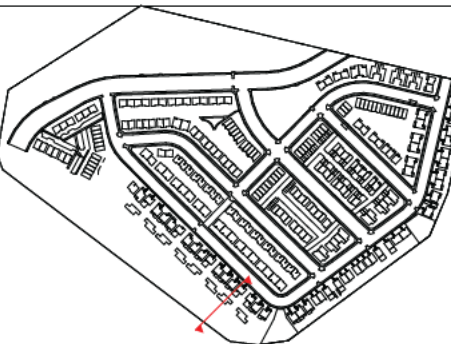
DATE	ORIGINAL SCALE	ORIGINAL SIZE
1/11/2022		A3
DRAWING NO.	REVISION	
44314-DR-SK122		



S5

Brigham Creek Rd Section

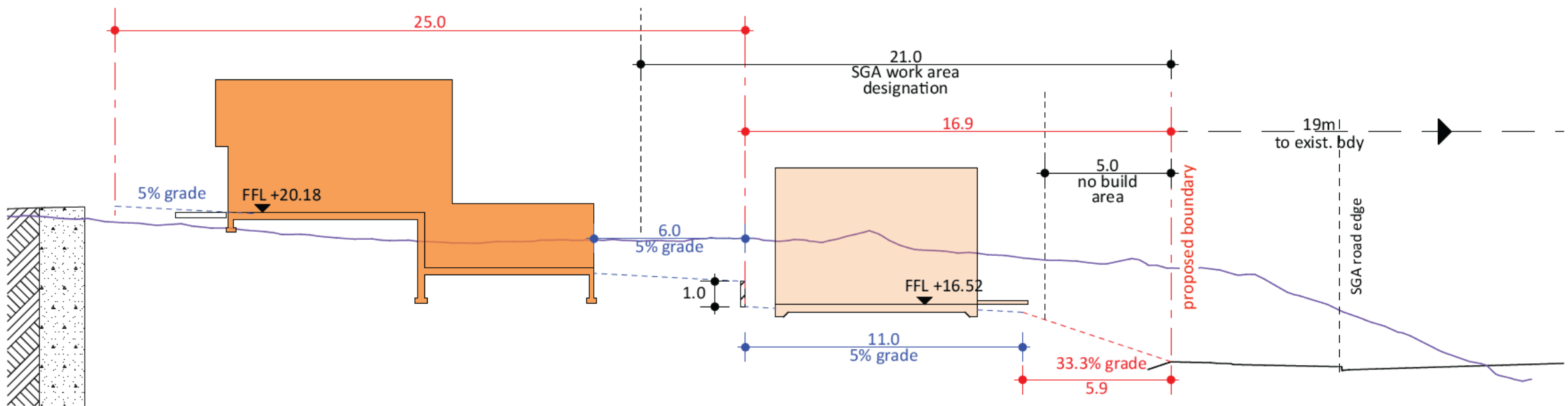
Scale 1:200



SECTION KE

	EXIST. EARTHWORKS SURFACE
	SGA DESIGNATION
	PROPOSED BATTERING
	PROPOSED BUILDING PLATFORM
	BUILDING 2 bed type (or low cost housing)
	BUILDING 3 bed type
	BUILDING 4 bed type

NOTE:
Refer to Civil Engineer's drawings additional detail.
Dimensions in native only.



S3

Brigham Creek Rd Designation Review

Scale 1:200

Cato Bolam
creating great places

PLANNERS | SURVEYORS | ENGINEERS
ARCHITECTS | ENVIRONMENTAL

Neil Construction Limited

Kauri Road Development

2-10 Kauri Road, Whenuapai
Auckland 0618

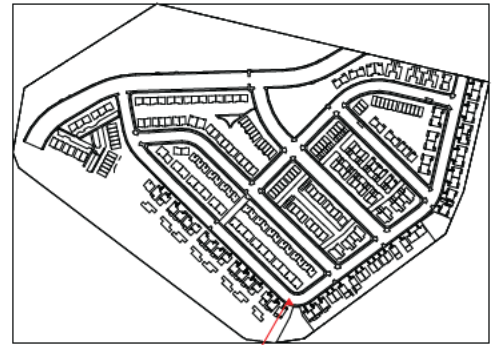
Site Sections - Brigham Creek Rd

DEVELOPED DESIGN

No	Description	Modified by	Date
----	-------------	-------------	------

Work in Progress

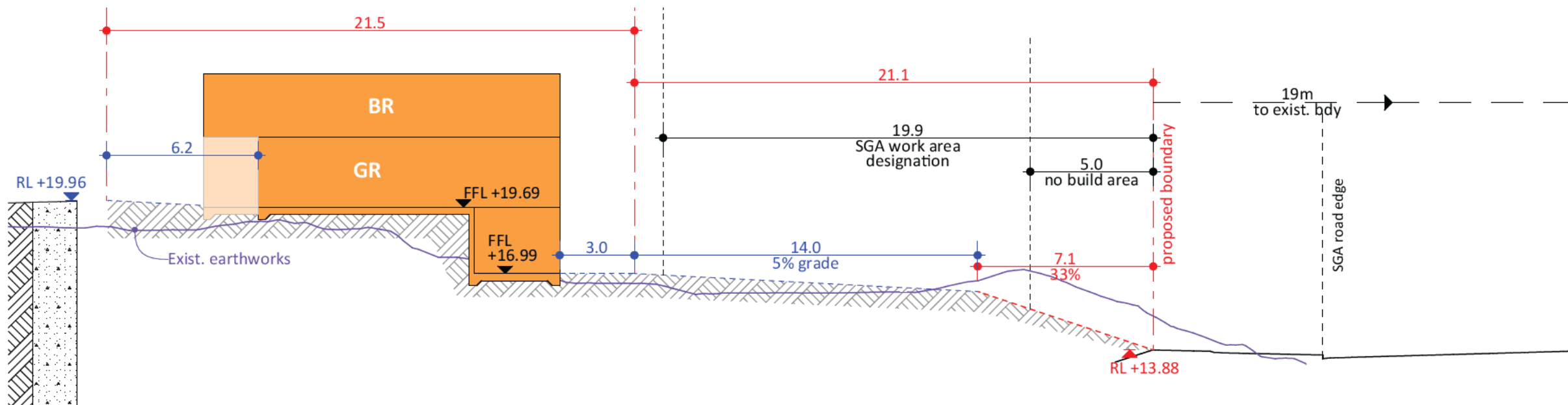
DATE	ORIGINAL SCALE	ORIGINAL SIZE
1/11/2022	1:200	A3
DRAWING NO.	44314-DR-SK124	REVISION



SECTION KE

- EXIST. EARTHWORKS SURFACE
- SGA DESIGNATION
- PROPOSED BATTERING
- PROPOSED BUILDING PLATFORM
- BUILDING 2 bed type (or low cost housing)
- BUILDING 3 bed type
- BUILDING 4 bed type

NOTE:
Refer to Civil Engineer's drawings additional detail.
Dimensions in dative only.



S13 Site Section, Lot 248 & 251
Scale 1:200



PLANNERS | SURVEYORS | ENGINEERS
ARCHITECTS | ENVIRONMENTAL

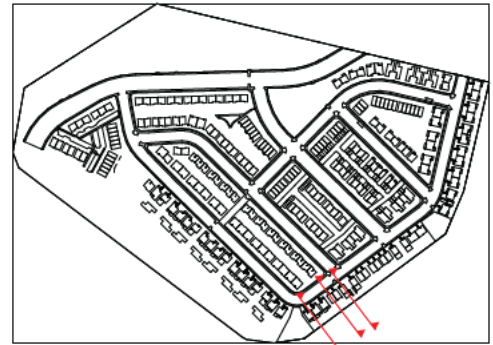
Neil Construction Limited
Kauri Road Development
2-10 Kauri Road, Whenuapai
Auckland 0618

**Site Sections - Brigham Creek Rd and
Kauri Rd Intersection**

DEVELOPED DESIGN

No	Description	Modified by	Date
----	-------------	-------------	------

DATE	ORIGINAL SCALE	ORIGINAL SIZE	
1/11/2022			A3
DRAWING NO.	44314-DR-SK125		REVISION



SECTION KE

	EXIST. EARTHWORKS SURFACE
	SGA DESIGNATION
	PROPOSED BATTERING
	PROPOSED BUILDING PLATFORM
	BUILDING 2 bed type (or low cost housing)
	BUILDING 3 bed type
	BUILDING 4 bed type

NOTE:
Refer to Civil Engineer's drawings additional detail.
Dimensions indicative only.



PLANNERS | SURVEYORS | ENGINEERS
ARCHITECTS | ENVIRONMENTAL

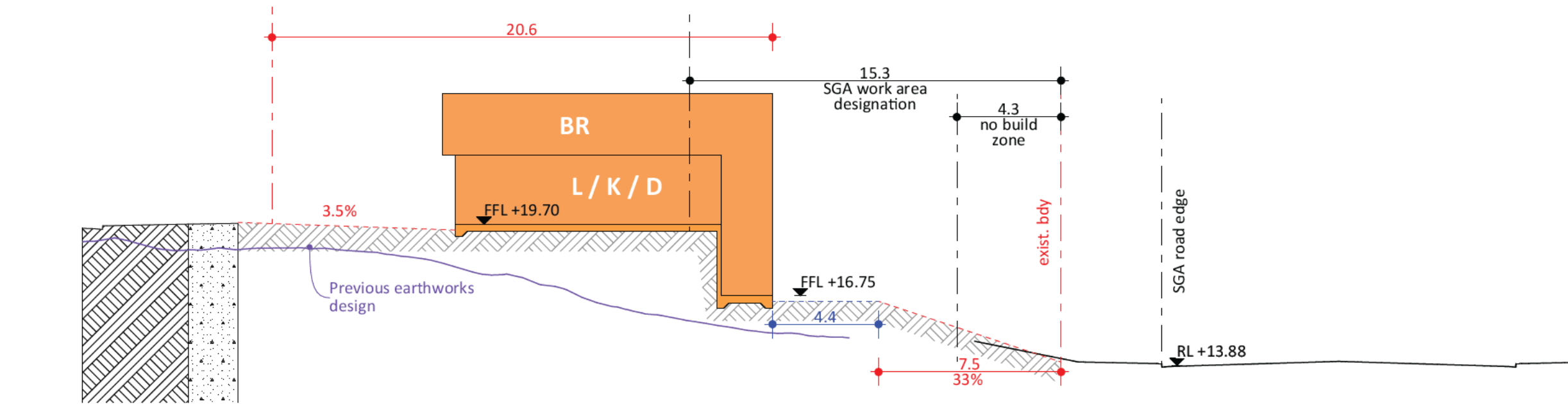
Neil Construction Limited
Kauri Road Development
2-10 Kauri Road, Whenuapai
Auckland 0618

Site Sections - SE Kauri Rd

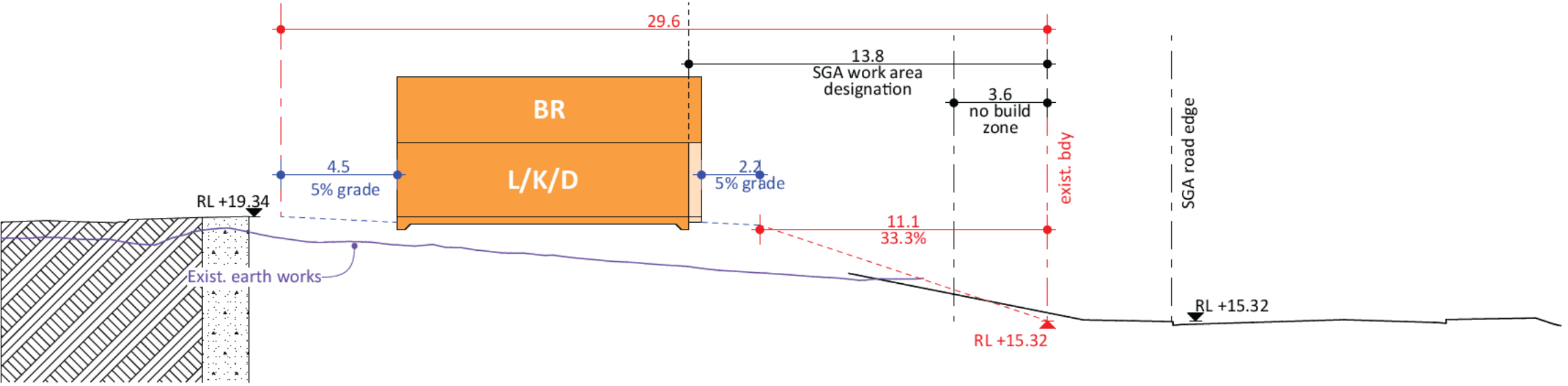
DEVELOPED DESIGN

No	Description	Modified by	Date
----	-------------	-------------	------

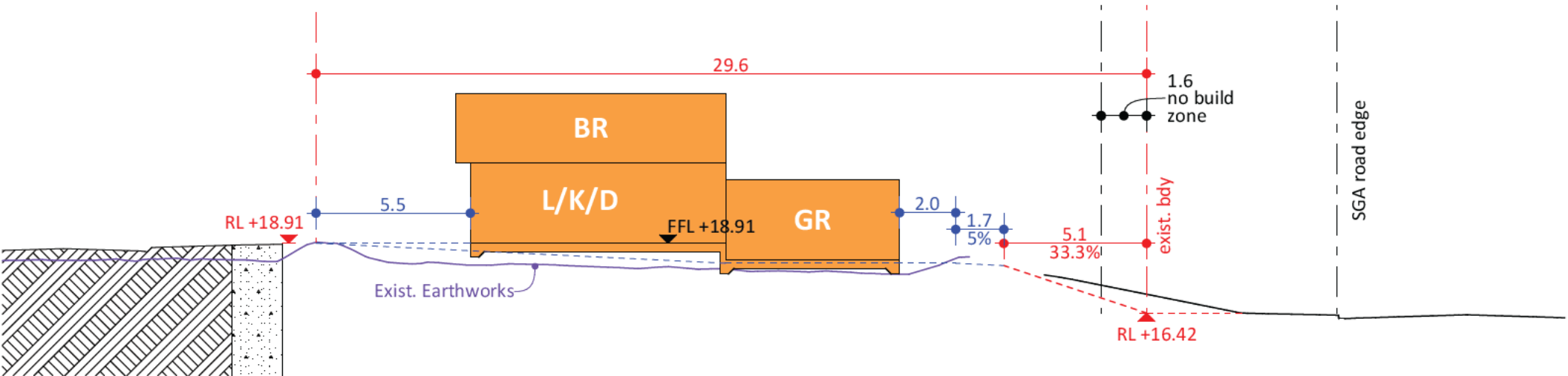
Work in Progress		DATE	ORIGINAL SCALE	ORIGINAL SIZE
		1/11/2022	1:200	A3
DRAWING NO.		44314-DR-SK131		REVISION



S8 Site Section - SE Kauri Rd, Alternate
Scale 1:200



S9 SE Kauri Rd, Alternative Design
Scale 1:200



S10 Type C11, SE Kauri Rd Section, Alternate Design
Scale 1:200