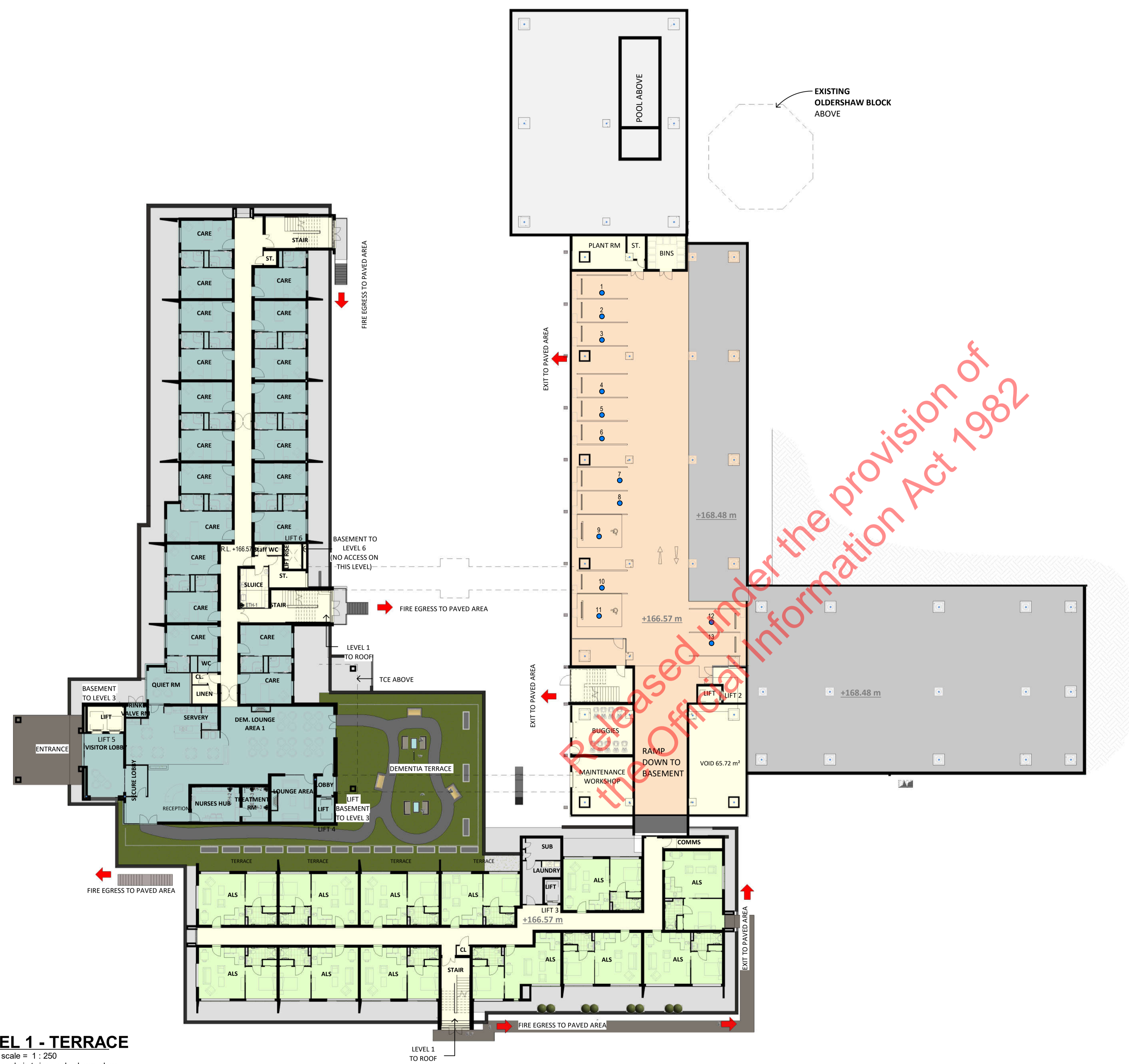


SITE PLAN LEGEND NOT TO SCALE



LEVEL 1 - TERRACE
A1 sheet scale = 1 : 250
A3 sheet scale is twice scale shown above

ACCOMMODATION SCHEDULE THIS LEVEL

Level 1 of 6
20 DEMENTIA ROOMS
12 ALS (ASSISTED LIVING SUITES)

Refer to Schedule on sheet A0.002

AREA ALLOCATION

- DEMENTIA, CARE, REST HOME
- ASSISTED LIVING SUITES (ALS)
- APARTMENTS
- VILLAGE CENTRE
- BASEMENT PARKING
- CIRCULATION, SERVICES

NOTES:

- Existing building
- Buildings/structures above
- Resident parking bay

This sheet to be read in conjunction with overall site plan RC04

8/07/2020 9:22:10 AM
BIN_360/1042 - Karori042-RCT_B01_EXISTING BLDGS REUSED_RevB.rvt



92 RUSSELLY ROAD, CHRISTCHURCH, NEW ZEALAND
PH: 64 - 3 - 366 4069

COMPREHENSIVE CARE RETIREMENT VILLAGE - DONALD STREET, KARORI, WELLINGTON

AMENDMENTS:
A JULY 2020 RESOURCE CONSENT ISSUE

LOCATION:
DONALD STREET, KARORI, WELLINGTON

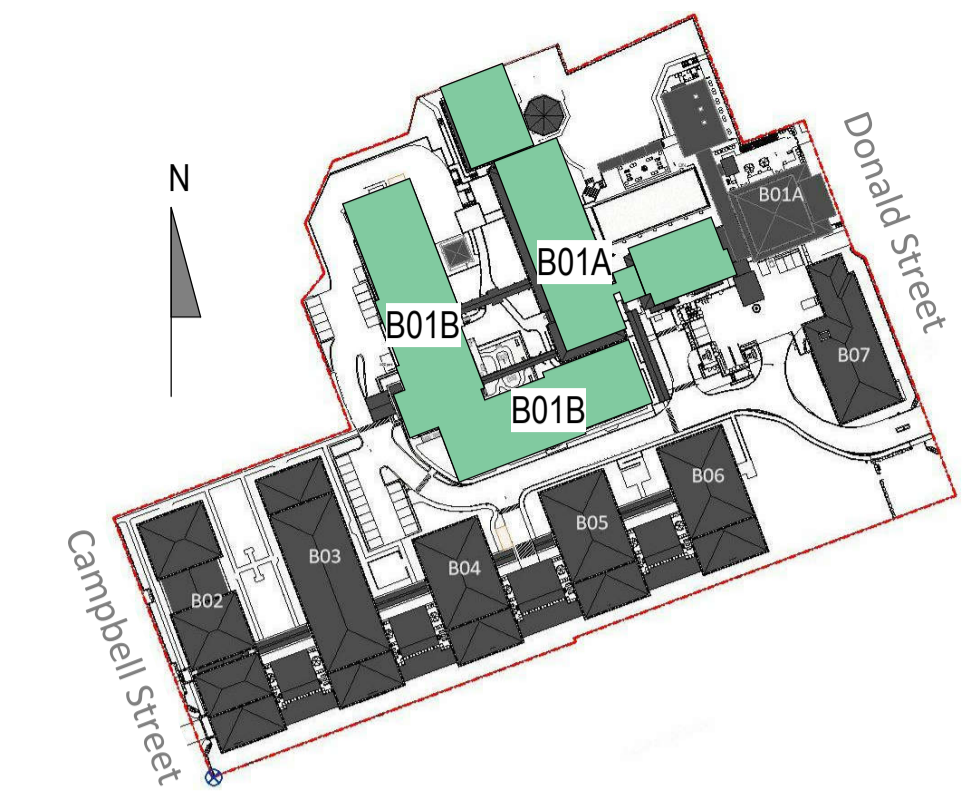
DRAWING TITLE:
LEVEL 1 - TERRACE

BLOCK NO.: B01 AMENDMENT: A
PROJECT NO.: 042 STAGE NO.: RCT

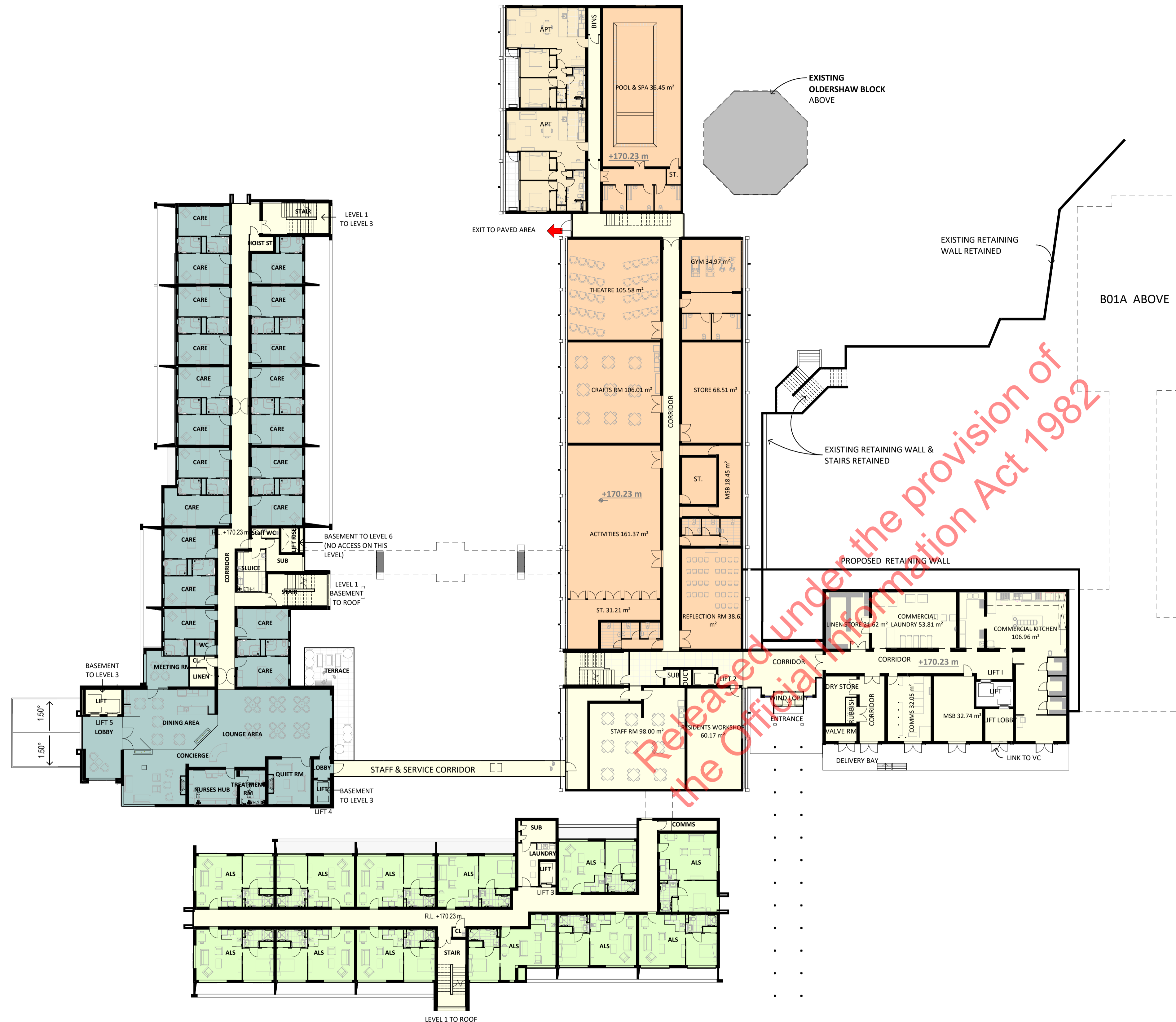
PDF NAME: 042 - RCT _ B01 _ A1-020 _ A

SCALE: As indicated DRAWING NO.:

DRAWING STATUS:
RC19 **.A1-020**



SITE PLAN LEGEND NOT TO SCALE



ACCOMMODATION SCHEDULE THIS LEVEL

- Level 2 of 6**
- 20 CARE ROOMS
 - 12 ALS (ASSISTED LIVING SUITES)
 - 2 IA (INDEPENDENT APARTMENTS)

Refer to Schedule on sheet A0.002

AREA ALLOCATION

- DEMENTIA, CARE, REST HOME
- ASSISTED LIVING SUITES (ALS)
- APARTMENTS
- VILLAGE CENTRE
- BASEMENT PARKING
- CIRCULATION, SERVICES

NOTES:

- Existing building
- Buildings/structures above
- Resident parking bay

This sheet to be read in conjunction with overall site plan RC04

LEVEL 2 - TERRACE

A1 sheet scale = 1 : 250
A3 sheet scale is twice scale shown above



COMPREHENSIVE CARE RETIREMENT VILLAGE - DONALD STREET, KARORI, WELLINGTON

92 RUSSELLY ROAD, CHRISTCHURCH, NEW ZEALAND
PH: 64 - 3 - 366 4069

AMENDMENTS:

A JULY 2020 RESOURCE CONSENT ISSUE

LOCATION:

DONALD STREET, KARORI, WELLINGTON

DRAWING TITLE:

LEVEL 2 - TERRACE

BLOCK NO.: B01 AMENDMENT: A

PROJECT NO.: 042 STAGE NO.: RCT

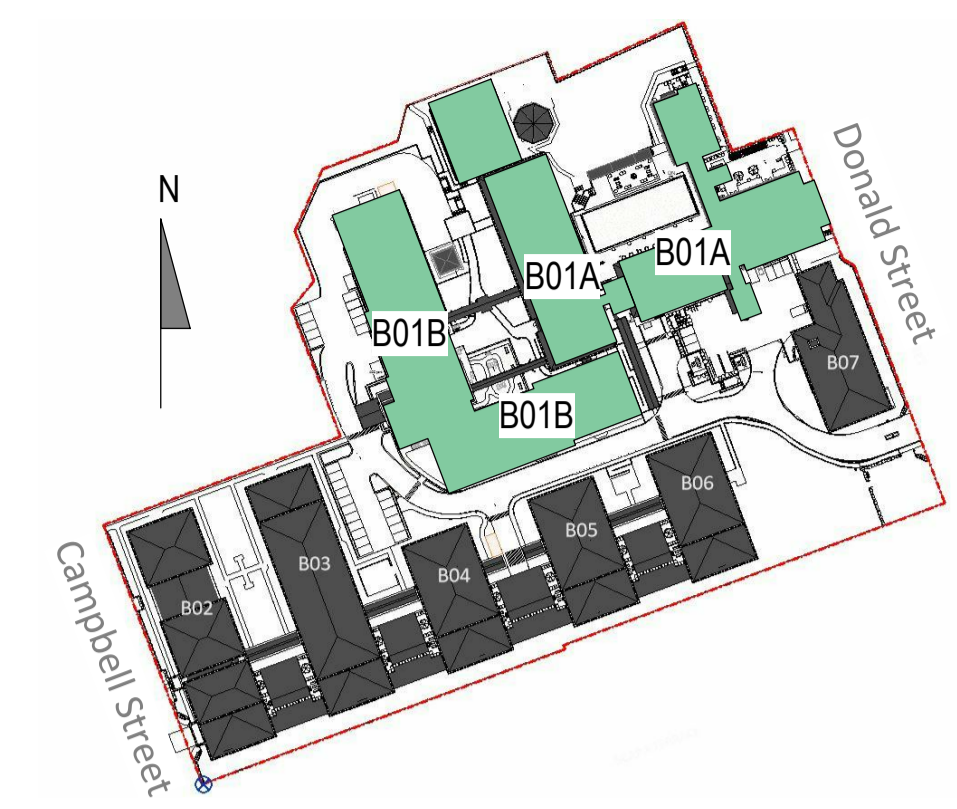
PDF NAME: 042 - RCT _ B01 _ A1-030 _ A

SCALE: As indicated DRAWING NO.:

DRAWING STATUS:

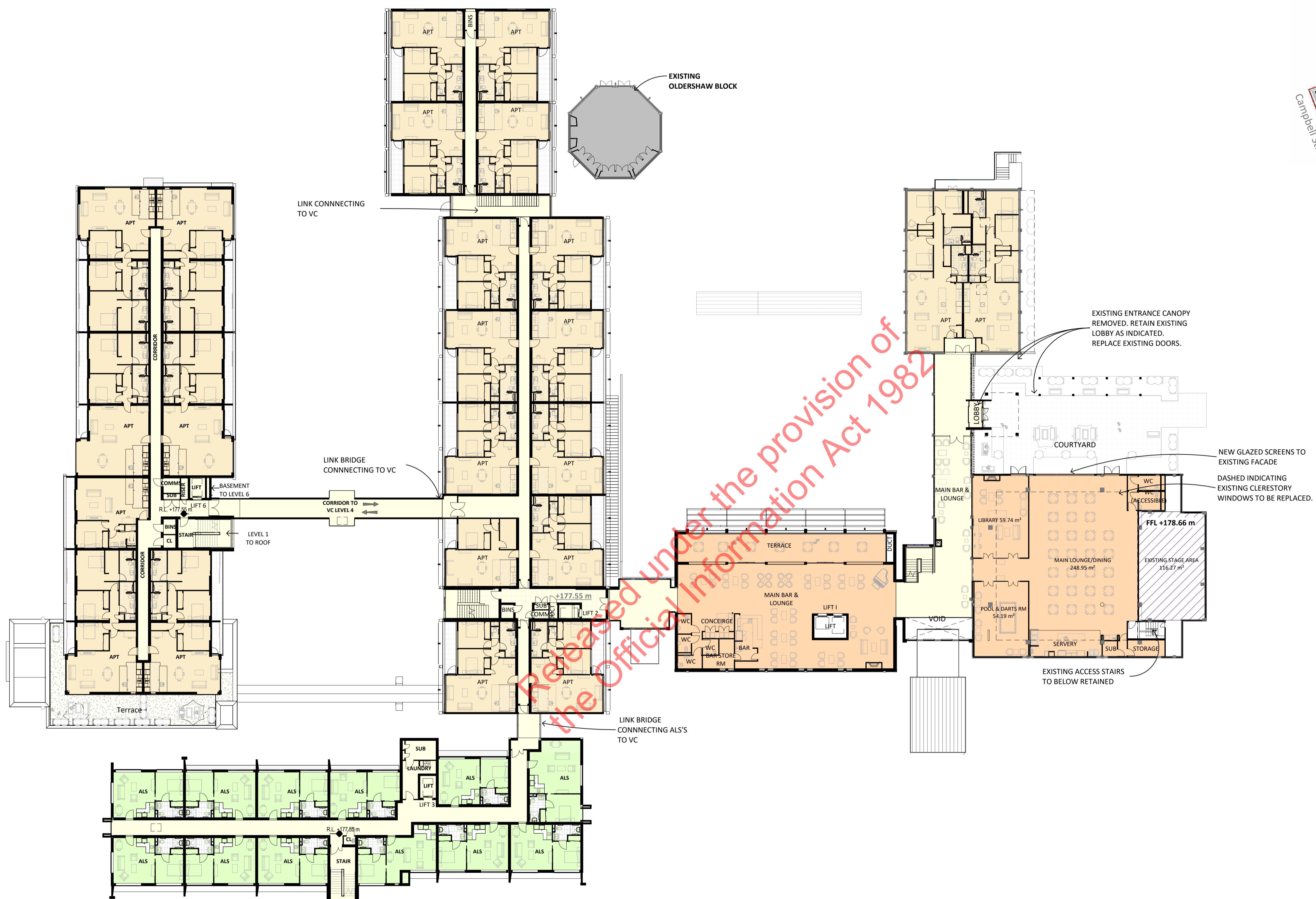
RC20

.A1-030



SITE PLAN LEGEND NOT TO SCALE

200mm
100mm
0mm
ORIGINAL SCALE



LEVEL 4 - FIRST FLOOR
A1 sheet scale = 1 : 250
A3 sheet scale is twice scale shown above

ACCOMMODATION SCHEDULE THIS LEVEL

Level 4 of 6
12 ALS (ASSISTED LIVING SUITES)
23 IA (INDEPENDENT APARTMENTS)

Refer to Schedule on sheet A0.002

AREA ALLOCATION

- DEMENTIA, CARE, REST HOME
- ASSISTED LIVING SUITES (ALS)
- APARTMENTS
- VILLAGE CENTRE
- BASEMENT PARKING
- CIRCULATION, SERVICES

NOTES:

- Existing building
- Buildings/structures above
- Resident parking bay

This sheet to be read in conjunction with overall site plan RC04



COMPREHENSIVE CARE RETIREMENT VILLAGE - DONALD STREET, KARORI, WELLINGTON

92 RUSSELLY ROAD, CHRISTCHURCH, NEW ZEALAND
PH: 64 - 3 - 366 4069

AMENDMENTS:
A JULY 2020 RESOURCE CONSENT ISSUE

LOCATION:
DONALD STREET, KARORI, WELLINGTON

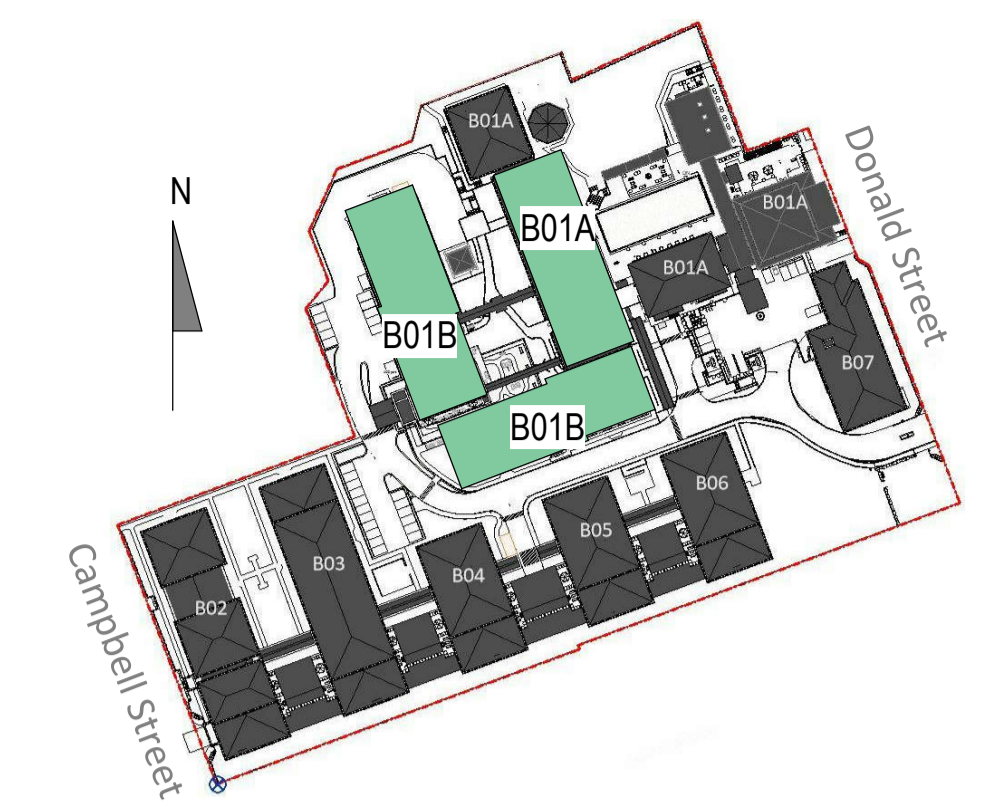
BLOCK NO.: B01 AMENDMENT: A
PROJECT NO.: 042 STAGE NO.: RCT

DRAWING TITLE:
LEVEL 4 - FIRST FLOOR PLAN

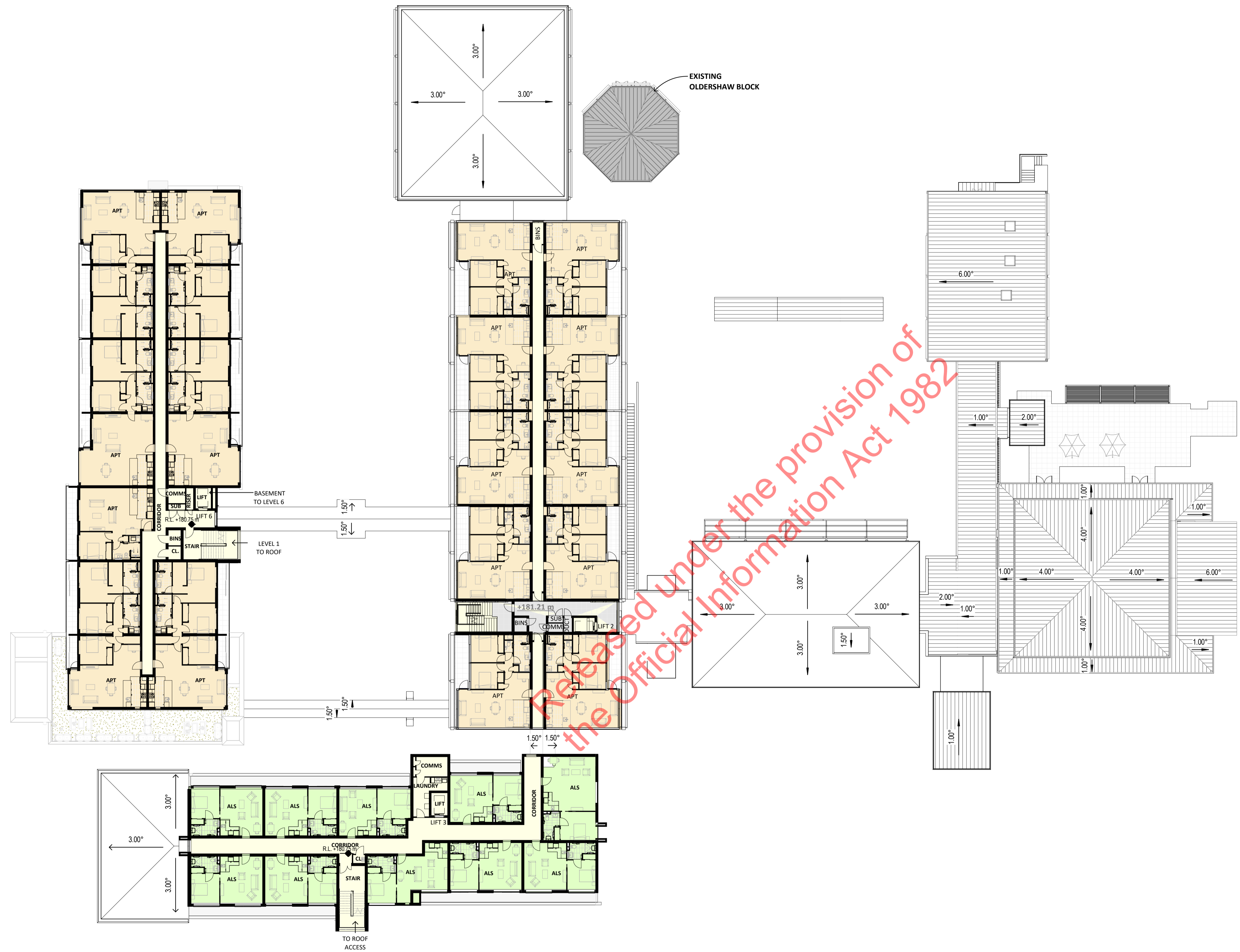
PDF NAME: 042 - RCT _ B01 _ A1-050 _ A
SCALE: As indicated DRAWING NO.:

DRAWING STATUS:
RC22 **.A1-050**

-14/07/2020 10:07:21 AM
BIN_360/042 - Karori042-RCT_B01_EXISTING BLDGS REUSED_RevB.rvt



SITE PLAN LEGEND NOT TO SCALE



LEVEL 5 - SECOND FLOOR PLAN

A1 sheet scale = 1 : 250
A3 sheet scale is twice scale shown above

ACCOMMODATION SCHEDULE THIS LEVEL

- Level 5 of 6
- 10 ALS (ASSISTED LIVING SUITES)
- 17 IA (INDEPENDENT APARTMENTS)

Refer to Schedule on sheet A0.002

AREA ALLOCATION

- DEMENTIA, CARE, REST HOME
- ASSISTED LIVING SUITES (ALS)
- APARTMENTS
- VILLAGE CENTRE
- BASEMENT PARKING
- CIRCULATION, SERVICES

NOTES:

- Existing building
- Buildings/structures above
- Resident parking bay

This sheet to be read in conjunction with overall site plan RC04



COMPREHENSIVE CARE RETIREMENT VILLAGE - DONALD STREET, KARORI, WELLINGTON

92 RUSSELY ROAD, CHRISTCHURCH, NEW ZEALAND
PH: 64 - 3 - 366 4069

AMENDMENTS:
A JULY 2020 RESOURCE CONSENT ISSUE

LOCATION:
DONALD STREET, KARORI, WELLINGTON

DRAWING TITLE:
LEVEL 5 - SECOND FLOOR

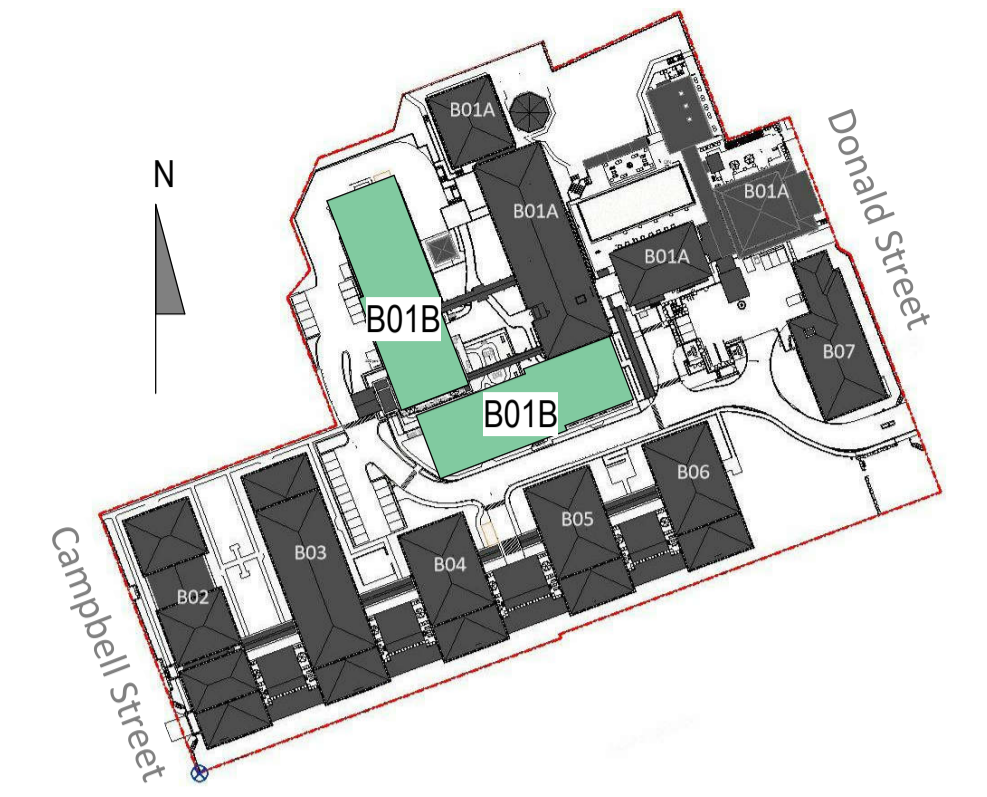
BLOCK NO.: B01 AMENDMENT: A
PROJECT NO.: 042 STAGE NO.: RCT

PDF NAME: 042 - RCT _ B01 _ A1-060 _ A

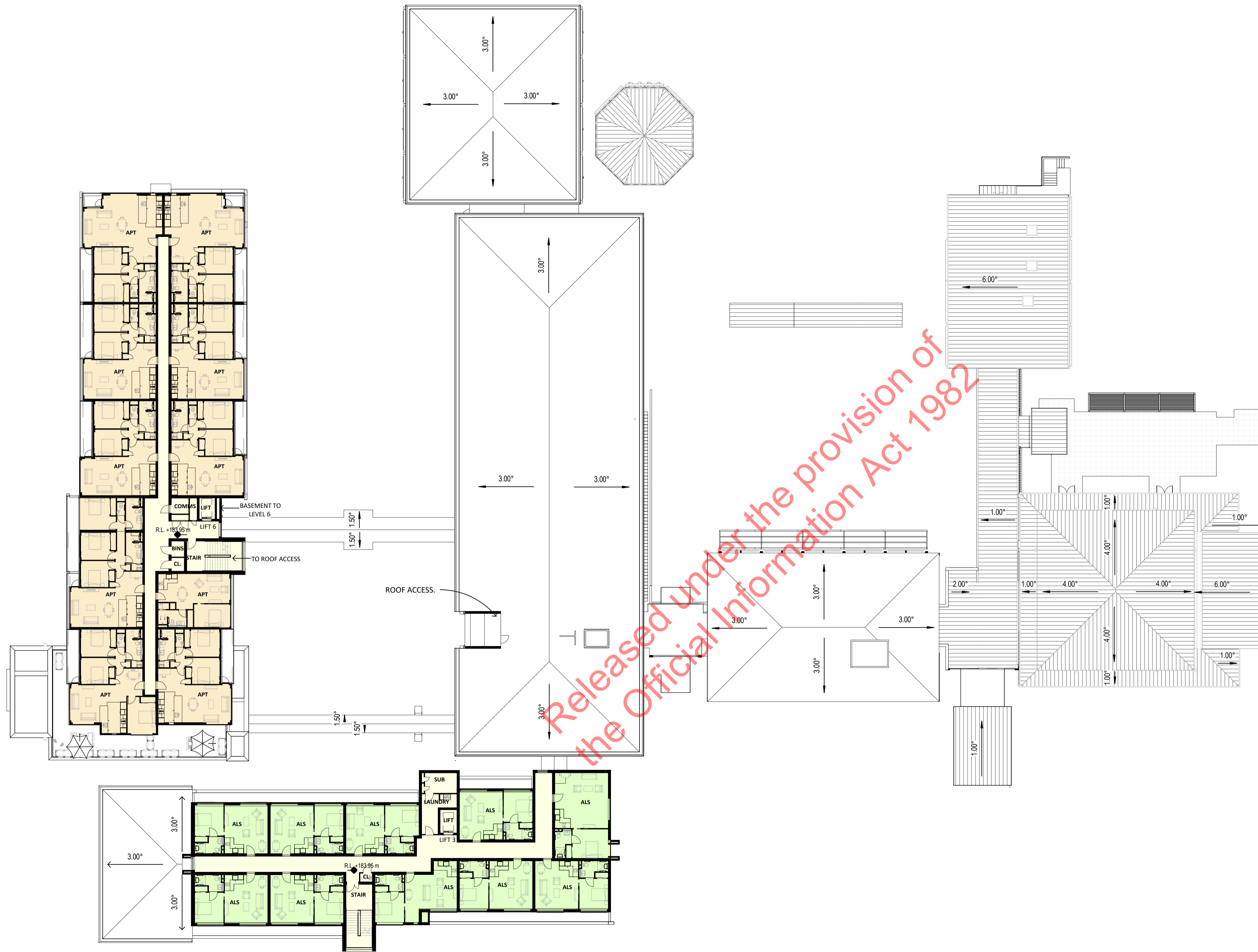
SCALE: As indicated DRAWING NO.:

DRAWING STATUS:
RC23 **.A1-060**

_8072020 9:25:23 AM
BIN_360/042 - Karori042-RCT_B01_EXISTING BLDGS REUSED_RevB.rvt



SITE PLAN LEGEND NOT TO SCALE



LEVEL 6 - THIRD FLOOR PLAN

A1 sheet scale = 1 : 250
A3 sheet scale is twice scale shown above

ACCOMMODATION SCHEDULE THIS LEVEL

- Level 6 of 6
- 10 ALS (ASSISTED LIVING SUITES)
- 10 IA (INDEPENDENT APARTMENTS)

Refer to Schedule on sheet A0.002

AREA ALLOCATION

- DEMENTIA, CARE, REST HOME
- ASSISTED LIVING SUITES (ALS)
- APARTMENTS
- VILLAGE CENTRE
- BASEMENT PARKING
- CIRCULATION, SERVICES

NOTES:

- Existing building
- Buildings/structures above
- Resident parking bay

This sheet to be read in conjunction with overall site plan RC04



COMPREHENSIVE CARE RETIREMENT VILLAGE - DONALD STREET, KARORI, WELLINGTON

92 RUSSELLY ROAD, CHRISTCHURCH, NEW ZEALAND
PH: 64 - 3 - 366 4069

AMENDMENTS:
A JULY 2020 RESOURCE CONSENT ISSUE

LOCATION:
DONALD STREET, KARORI, WELLINGTON

DRAWING TITLE:
LEVEL 6 - THIRD FLOOR

BLOCK NO.: B01 AMENDMENT: A
PROJECT NO.: 042 STAGE NO.: RCT

PDF NAME: 042 - RCT _ B01 _ A1-070 _ A

SCALE: As indicated DRAWING NO.:

DRAWING STATUS:

RC24

.A1-070

SITE PLAN LEGEND NOT TO SCALE

OVERALL ROOF PLAN
 A1 sheet scale = 1 : 250
 A3 sheet scale is twice scale shown above

ORIGINAL SCALE
 200mm
 100mm
 0mm

COMPREHENSIVE CARE RETIREMENT VILLAGE - DONALD STREET, KARORI, WELLINGTON

92 RUSSELY ROAD, CHRISTCHURCH, NEW ZEALAND
 PH: 64 - 3 - 366 4069

AMENDMENTS:
 A JULY 2020 RESOURCE CONSENT ISSUE

LOCATION:
 DONALD STREET, KARORI, WELLINGTON

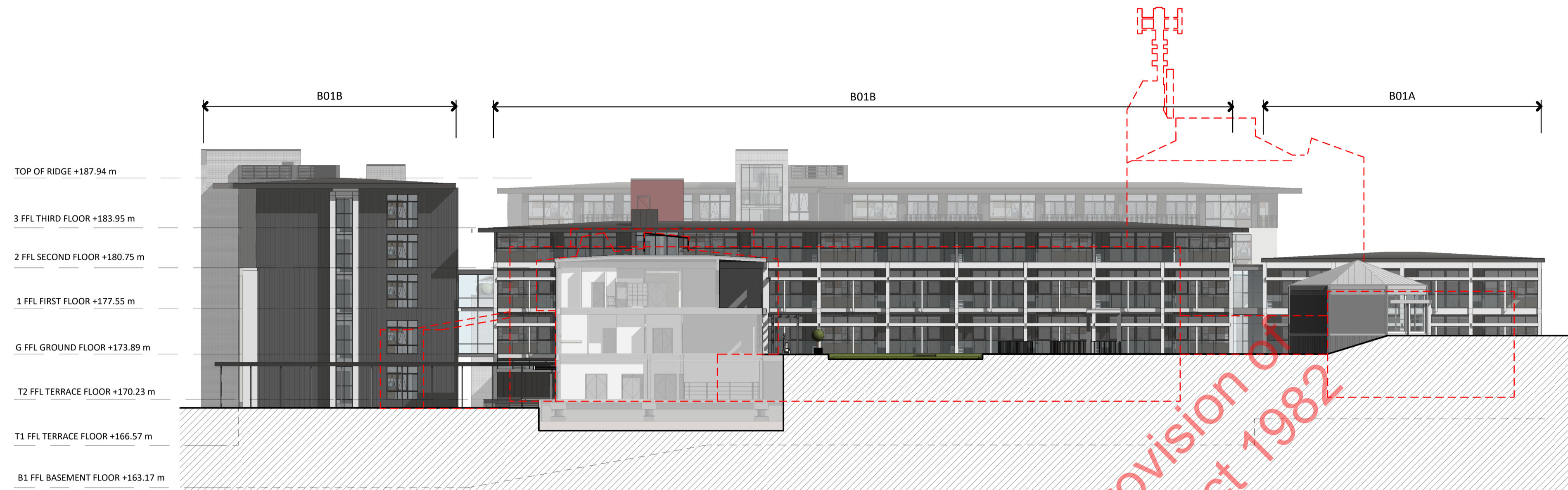
DRAWING TITLE:
 PROPOSED ROOF PLAN

BLOCK NO.: B01 AMENDMENT: A
 PROJECT NO.: 042 STAGE NO.: RCT

PDF NAME: 042 - RCT _ B01 _ A1-080 _ A
 SCALE: As indicated DRAWING NO.:

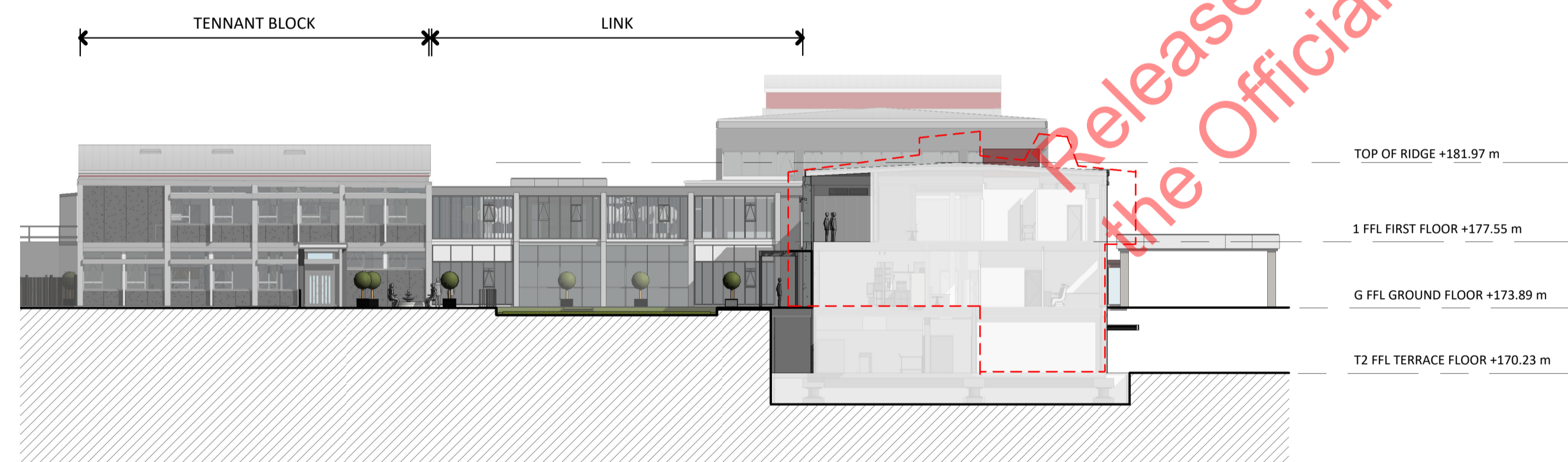
DRAWING STATUS:
RC25 **.A1-080**

_8/07/2020 9:25:10 AM
 BIN_360/1042 - Karori042-RCT_B01_EXISTING BLDGS REUSED_RevB.rvt



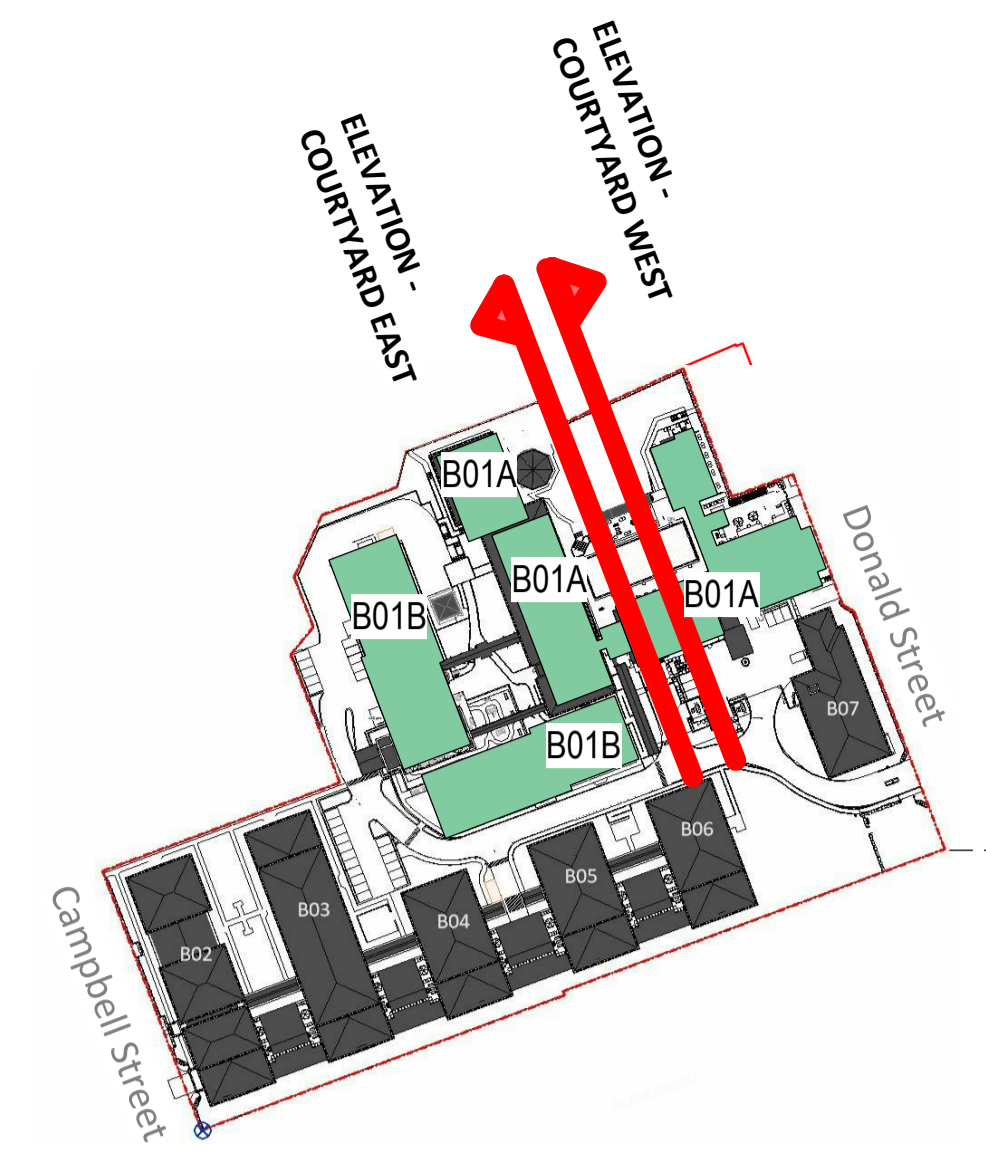
3 ELEVATION FROM COURTYARD EAST.

A1-080 A1 sheet scale = 1 : 250
A3 sheet scale is twice scale shown above















2 ELEVATION FROM COURTYARD WEST

A1-080 A1 sheet scale = 1 : 250
A3 sheet scale is twice scale shown above



SITE PLAN LEGEND NOT TO SCALE

MATERIALS

-  Brick : Light Grey
-  Vertical metal sheeting : Coloursteel - Ironsand
-  Roof Fascia : Coloursteel - Ironsand
-  Roof Finish : PTO Membrane - Ironsand
-  Textured Plaster Finish : Winter Mushroom
-  Concrete : Exposed precast concrete frame, mullions & hoods
-  Exposed Panels : Coloured rough textured concrete or similar light weight panel
-  External screens: PC Ironsand Frames/PC wood effect louvers
-  Window & Door Joinery - PC Ironsand
-  Glass to Balconies - Grey tinted
-  Fascia : Smooth precast concrete or similar light weight panel
-  Vertical metal sheeting: Coloursteel - colour to match existing

 Existing buildings
Refer to RC06 for further information

 Indicating Basements

Released under the provision of the Official Information Act 1982



COMPREHENSIVE CARE RETIREMENT VILLAGE - DONALD STREET, KARORI, WELLINGTON

92 RUSSELLY ROAD, CHRISTCHURCH, NEW ZEALAND
PH: 64 - 3 - 366 4069

AMENDMENTS:
A JULY 2020 RESOURCE CONSENT ISSUE

LOCATION:
DONALD STREET, KARORI, WELLINGTON

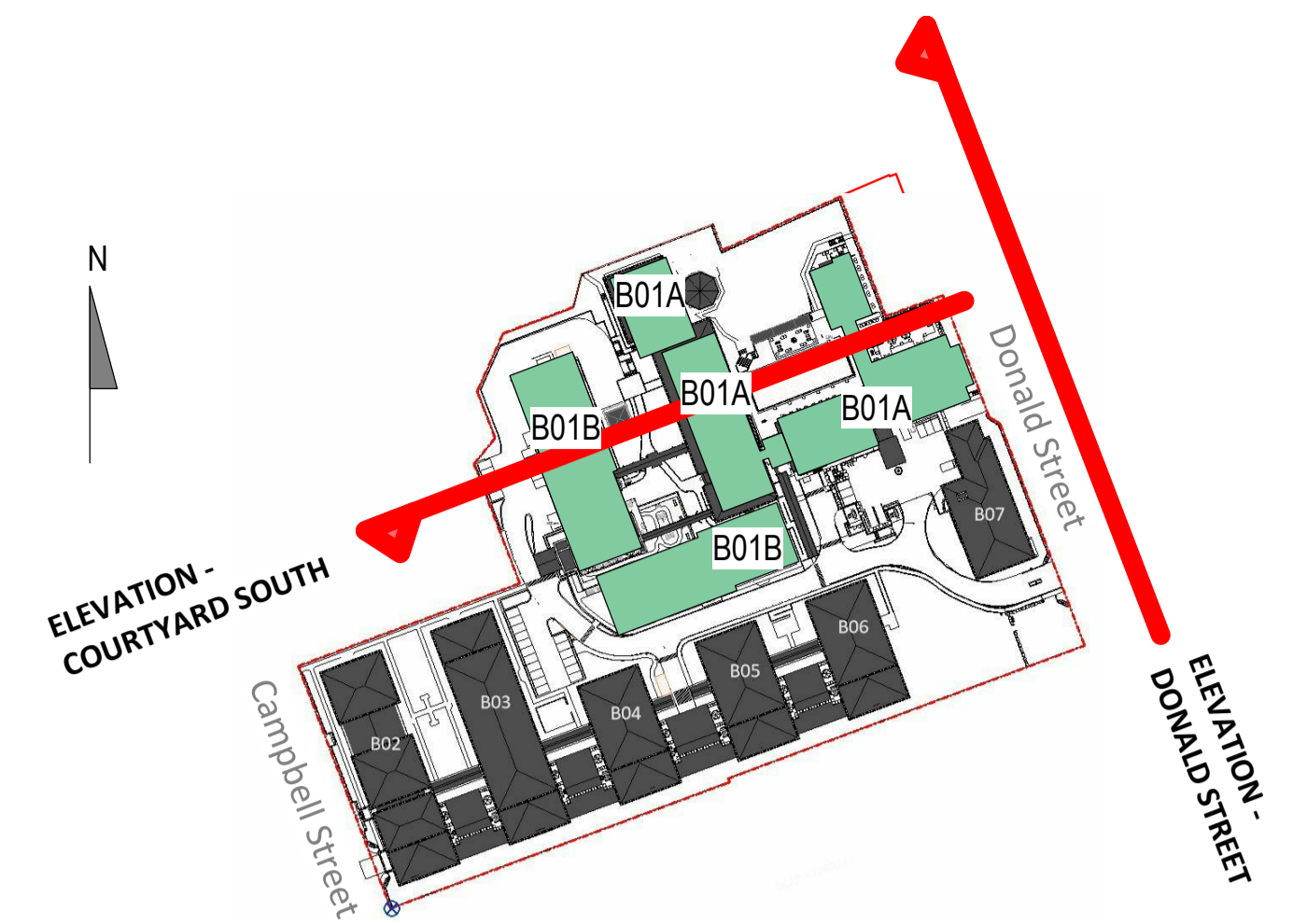
DRAWING TITLE:
PROPOSED VILLAGE CENTRE ELEVATIONS

BLOCK NO.: B01 AMENDMENT: A
PROJECT NO.: 042 STAGE NO.: RCT

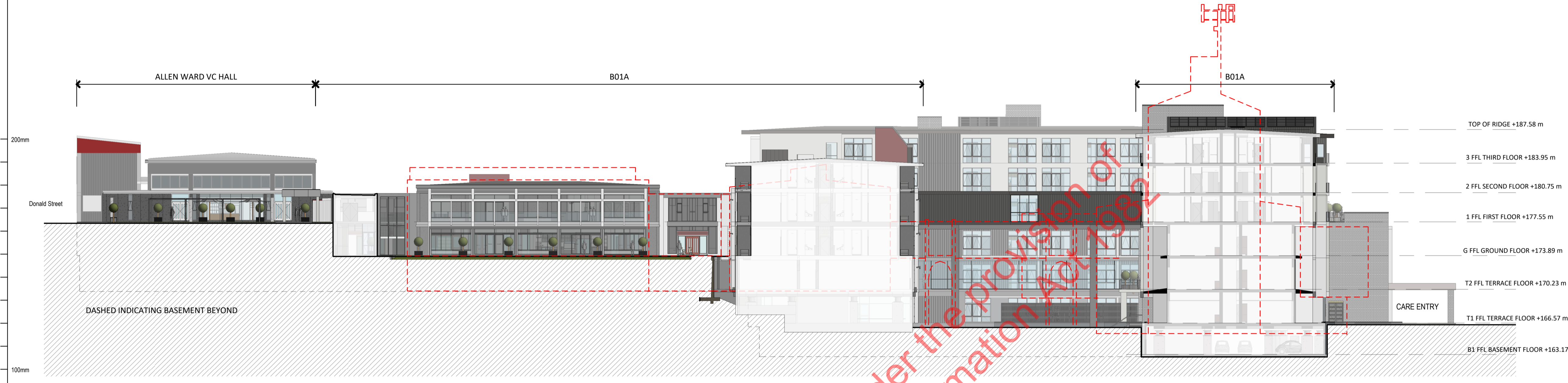
PDF NAME: 042 - RCT _ B01 _ A2-010 _ A

SCALE: As indicated DRAWING NO.:

DRAWING STATUS:
RC26 **.A2-010**



SITE PLAN LEGEND NOT TO SCALE



- MATERIALS**
- Brick : Light Grey
 - Vertical metal sheeting : Coloursteel - Ironsand
 - Roof Fascia : Coloursteel - Ironsand
 - Roof Finish : PTO Membrane - Ironsand
 - Textured Plaster Finish : Winter Mushroom
 - Concrete : Exposed precast concrete frame, mullions & hoods
 - Exposed Panels : Coloured rough textured concrete or similar light weight panel
 - External screens: PC Ironsand Frames/PC wood effect louvers
 - Window & Door Joinery - PC Ironsand
 - Glass to Balconies - Grey tinted
 - Fascia : Smooth precast concrete or similar light weight panel
 - Vertical metal sheeting: Coloursteel - colour to match existing
- Existing buildings
Refer to RC06 for further information
- Indicating Basements

2 ELEVATION FROM COURTYARD NORTH

A1-080 A1 sheet scale = 1 : 250
A3 sheet scale is twice scale shown above



1 ELEVATION FROM DONALD STREET

A1-080 A1 sheet scale = 1 : 250
A3 sheet scale is twice scale shown above

Released under the provision of the Official Information Act 1982



COMPREHENSIVE CARE RETIREMENT VILLAGE - DONALD STREET, KARORI, WELLINGTON

92 RUSSELY ROAD, CHRISTCHURCH, NEW ZEALAND
PH: 64 - 3 - 366 4069

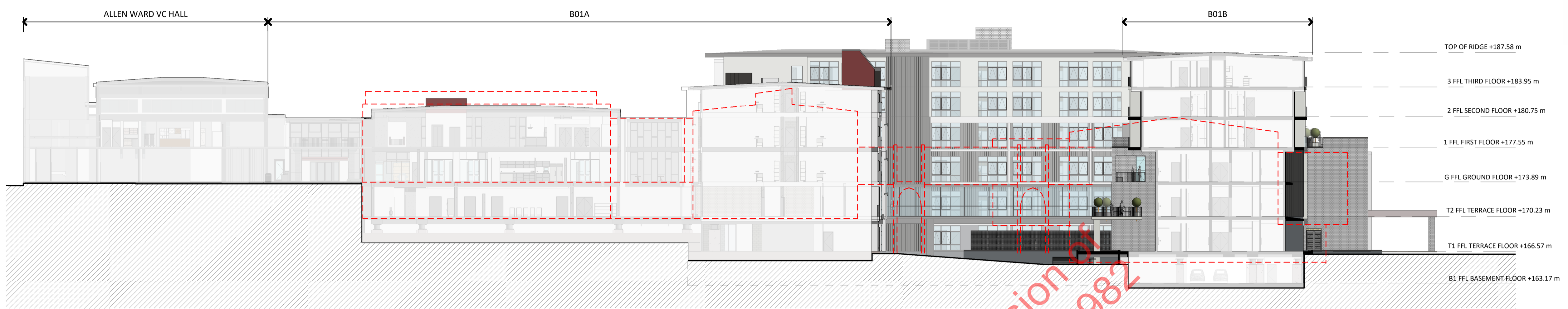
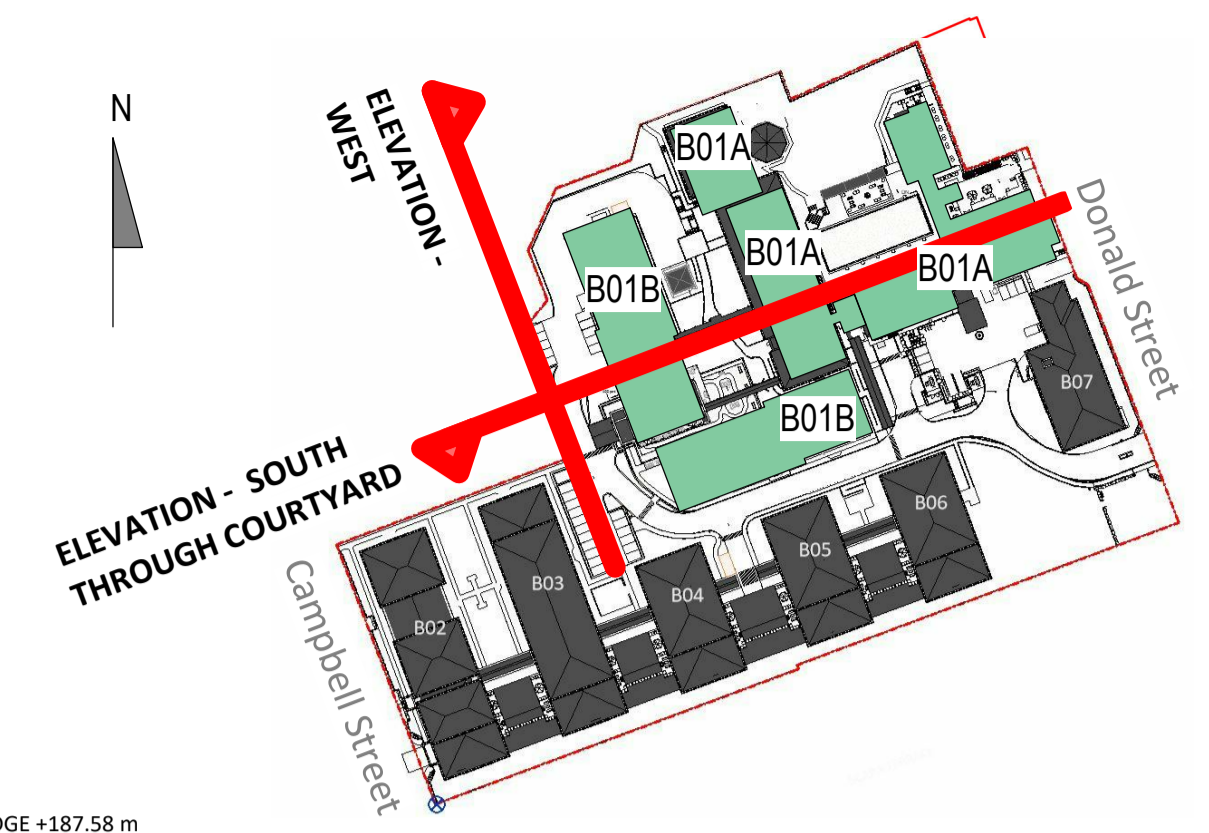
AMENDMENTS:
A JULY 2020 RESOURCE CONSENT ISSUE

LOCATION:
DONALD STREET, KARORI, WELLINGTON

DRAWING TITLE:
PROPOSED VILLAGE CENTRE ELEVATIONS

BLOCK NO.: B01 AMENDMENT: A
PROJECT NO.: 042 STAGE NO.: RCT
PDF NAME: 042 - RCT _ B01 _ A2-020 _ A
SCALE: As indicated DRAWING NO.:
DRAWING STATUS:
RC27 **.A2-020**

-14/07/2020 10:37:53 AM
BIN 360/042 - Karori042-RCT-B01_EXISTING BLDGS REUSED_RevB.rvt



1 ELEVATION - SOUTH THROUGH COURTYARD
 A1-080 A1 sheet scale = 1 : 250
 A3 sheet scale is twice scale shown above



2 ELEVATION WEST
 A1-080 A1 sheet scale = 1 : 250
 A3 sheet scale is twice scale shown above

SITE PLAN LEGEND NOT TO SCALE

MATERIALS

- Brick : Light Grey
- Vertical metal sheeting : Coloursteel - Ironsand
- Roof Fascia : Coloursteel - Ironsand
- Roof Finish : PTO Membrane - Ironsand
- Textured Plaster Finish : Winter Mushroom
- Concrete : Exposed precast concrete frame, mullions & hoods
- Exposed Panels : Coloured rough textured concrete or similar light weight panel
- External screens : PC Ironsand Frames/PC wood effect louvers
- Window & Door Joinery - PC Ironsand
- Glass to Balconies - Grey tinted
- Fascia : Smooth precast concrete or similar light weight panel
- Vertical metal sheeting : Coloursteel - colour to match existing

Existing buildings
 Refer to RC06 for further information

Indicating Basements

-14/07/2020 10:39:17 AM BIM_360/042 - Karori042-RCT_B01_EXISTING BLDGS REUSED_RevB.rvt



92 RUSSELY ROAD, CHRISTCHURCH, NEW ZEALAND
 PH: 64 - 3 - 366 4069

COMPREHENSIVE CARE RETIREMENT VILLAGE - DONALD STREET, KARORI, WELLINGTON

AMENDMENTS:
 A JULY 2020 RESOURCE CONSENT ISSUE

LOCATION:
 DONALD STREET, KARORI, WELLINGTON

DRAWING TITLE:
 PROPOSED VILLAGE CENTRE ELEVATIONS

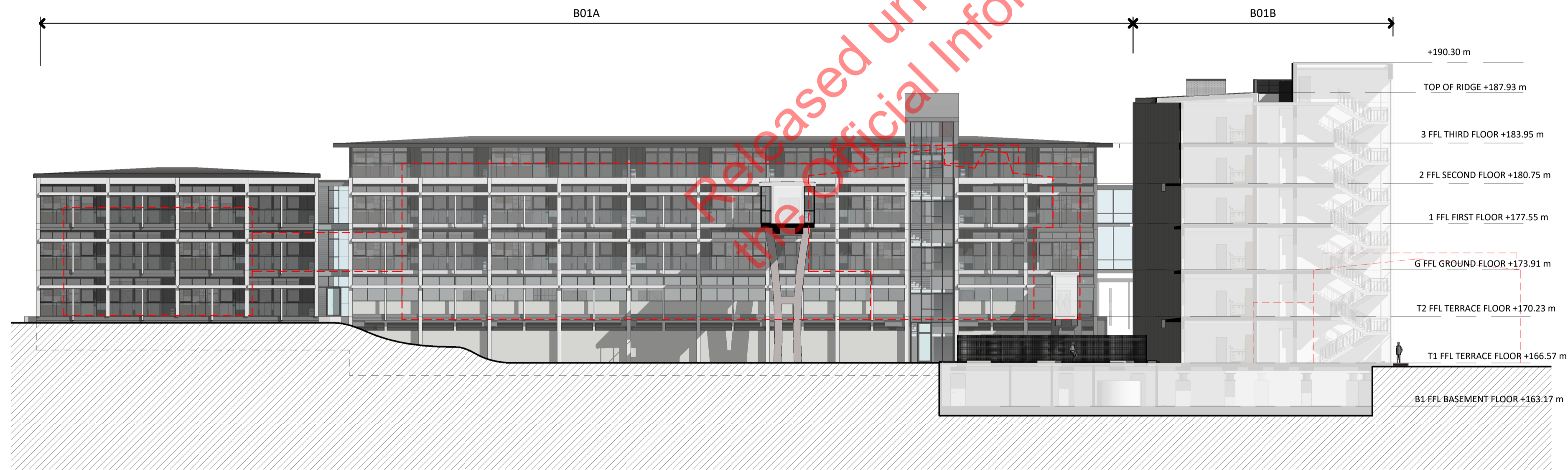
BLOCK NO.: B01 AMENDMENT: A
 PROJECT NO.: 042 STAGE NO.: RCT

PDF NAME: 042 - RCT _ B01 _ A2-030 _ A
 SCALE: As indicated DRAWING NO.:

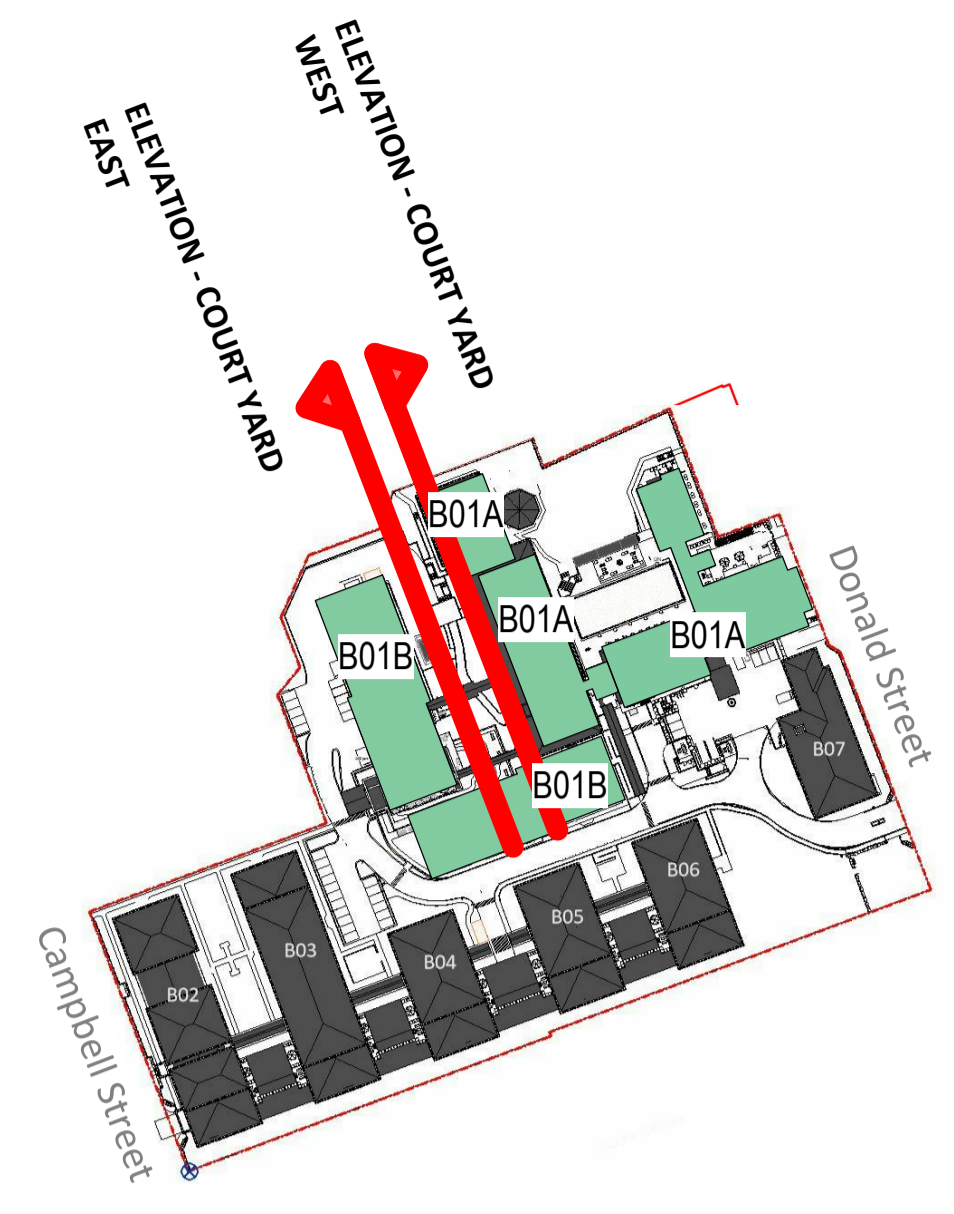
DRAWING STATUS:
RC28 **.A2-030**



1 COURT YARD ELEVATION - EAST
 A1-080 A1 sheet scale = 1 : 250
 A3 sheet scale is twice scale shown above
















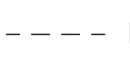
2 ELEVATION FROM COURTYARD WEST.
 A1-080 A1 sheet scale = 1 : 250
 A3 sheet scale is twice scale shown above



SITE PLAN LEGEND NOT TO SCALE

MATERIALS

-  Brick : Light Grey
-  Vertical metal sheeting : Coloursteel - Ironsand
-  Roof Fascia : Coloursteel - Ironsand
-  Roof Finish : PTO Membrane - Ironsand
-  Textured Plaster Finish : Winter Mushroom
-  Concrete : Exposed precast concrete frame, mullions & hoods
-  Exposed Panels : Coloured rough textured concrete or similar light weight panel
-  External screens: PC Ironsand Frames/PC wood effect louvers
-  Window & Door Joinery - PC Ironsand
-  Glass to Balconies - Grey tinted
-  Fascia : Smooth precast concrete or similar light weight panel
-  Vertical metal sheeting: Coloursteel - colour to match existing

-  Existing buildings
Refer to RC06 for further information
-  Indicating Basements



COMPREHENSIVE CARE RETIREMENT VILLAGE - DONALD STREET, KARORI, WELLINGTON

92 RUSSELLY ROAD, CHRISTCHURCH, NEW ZEALAND
 PH: 64 - 3 - 366 4069

AMENDMENTS:
 A JULY 2020 RESOURCE CONSENT ISSUE

LOCATION:
 DONALD STREET, KARORI, WELLINGTON

DRAWING TITLE:
 PROPOSED VILLAGE CENTRE ELEVATIONS

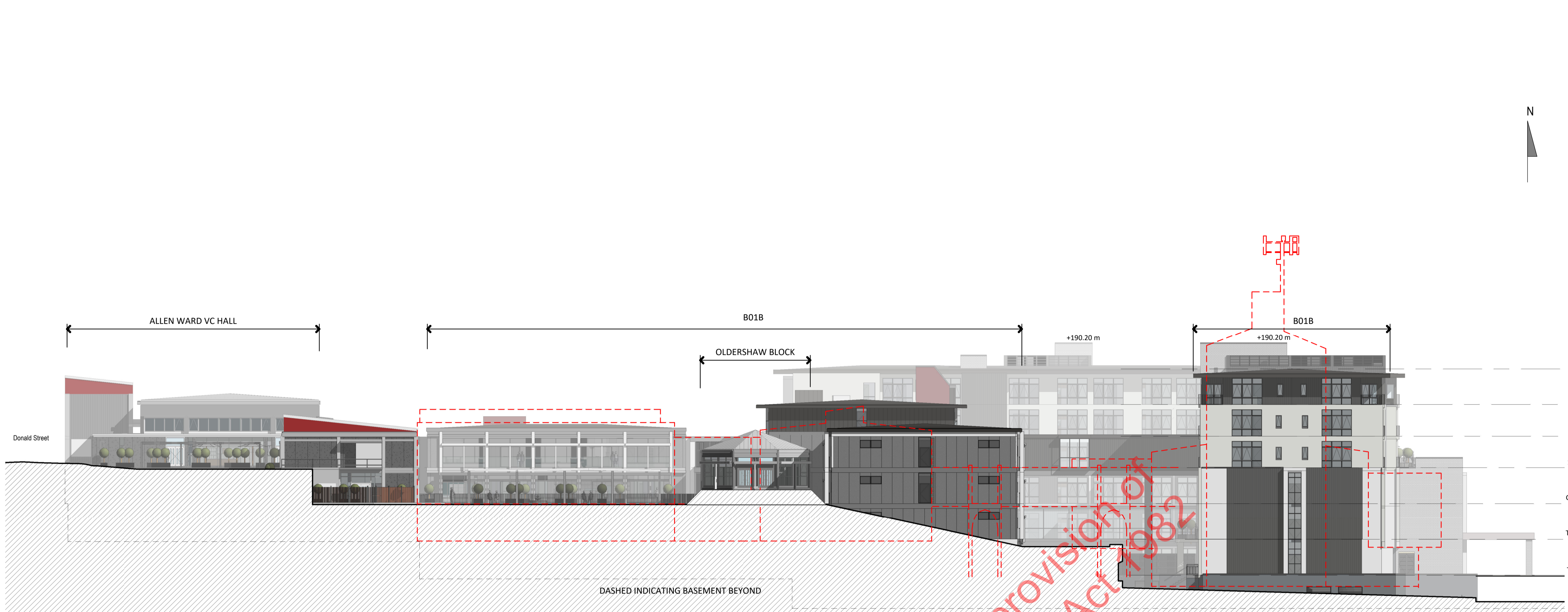
BLOCK NO.: B01 AMENDMENT: A
 PROJECT NO.: 042 STAGE NO.: RCT

PDF NAME: 042 - RCT _ B01 _ A2-040 _ A
 SCALE: As indicated DRAWING NO.:

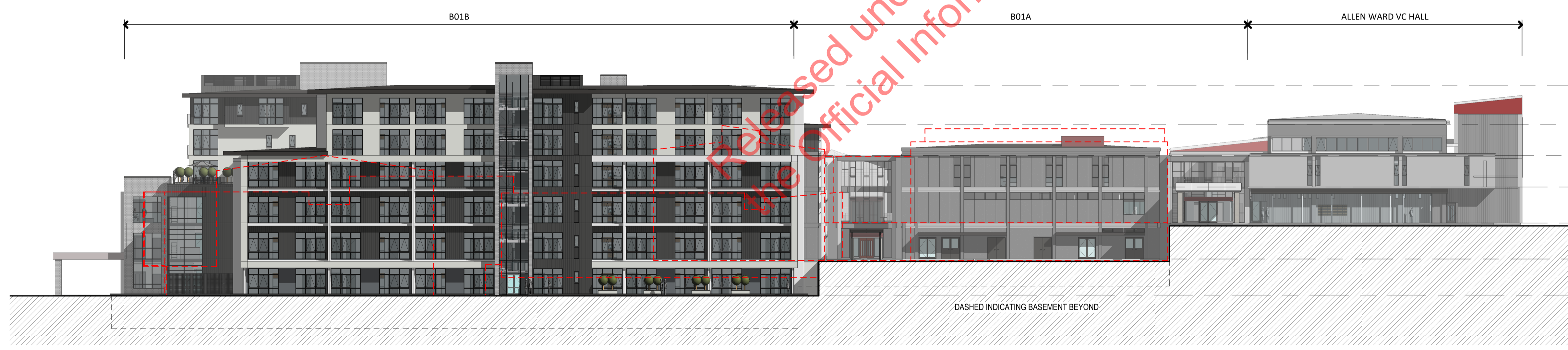
DRAWING STATUS:
RC29 .A2-040

-14/07/2020 10:40:01 AM BIN 360/042 - Karori042-RCT_B01_EXISTING BLDGS REUSED_RevB.rvt

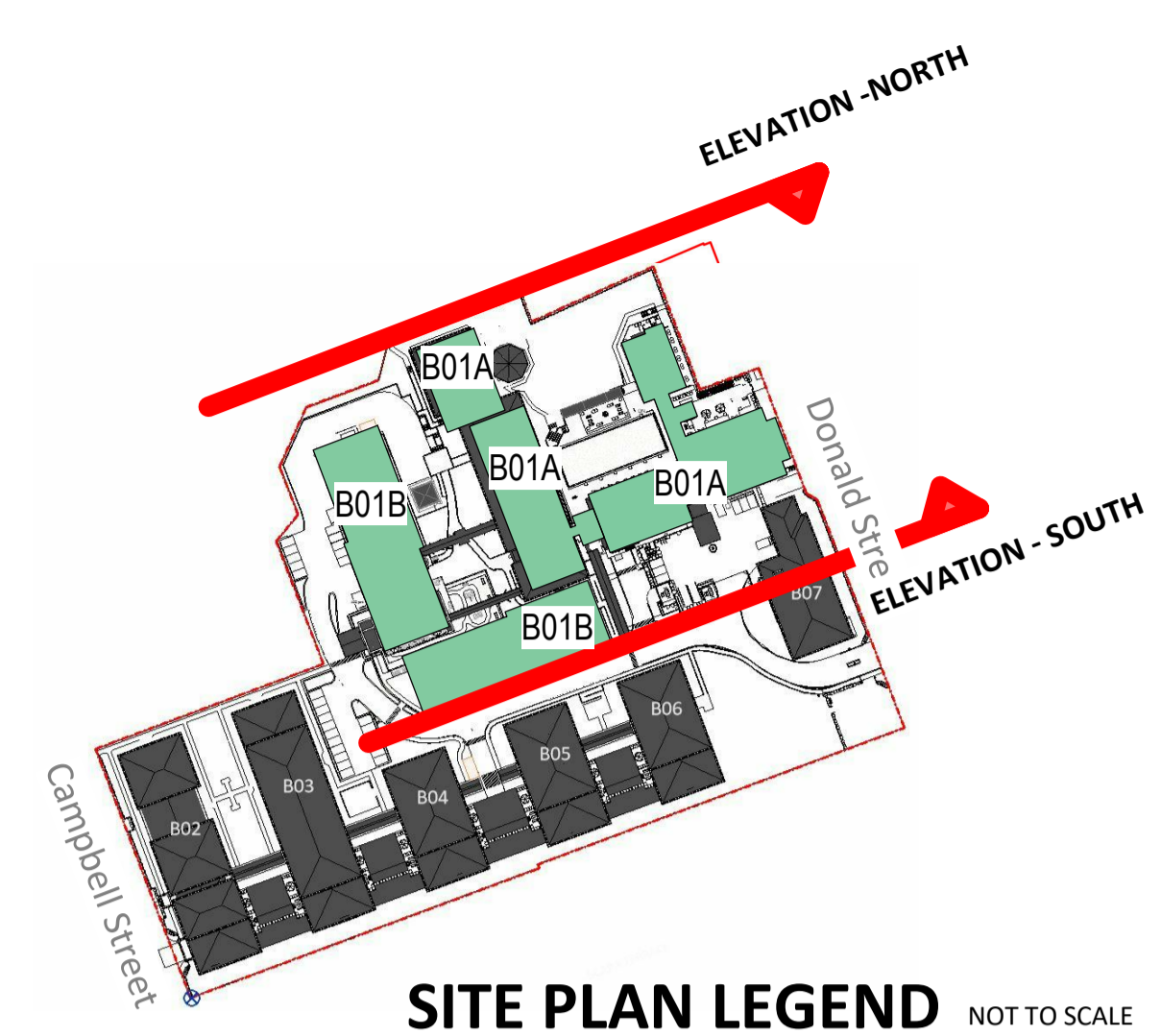
-14/07/2020 10:41:55 AM - BIN 360/042 - Karori042-RCT-B01_EXISTING BLDGS REUSED_RevB.rvt



1 COURT YARD ELEVATION -NORTH
 A1 sheet scale = 1 : 250
 A3 sheet scale is twice scale shown above



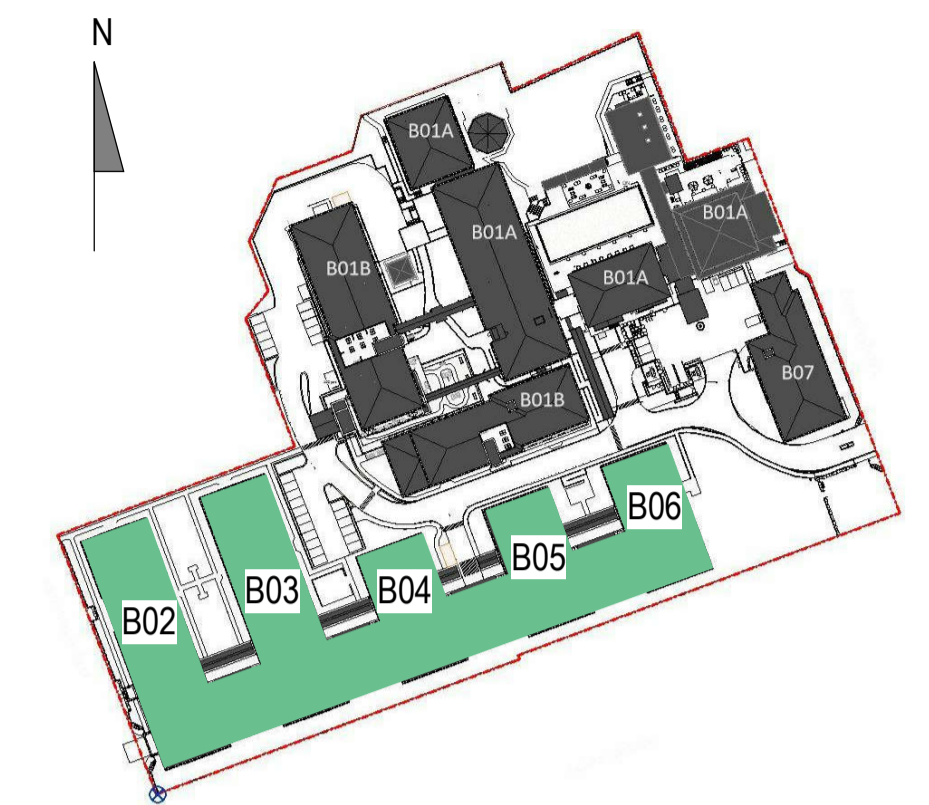
2 SOUTH ELEVATION ENTRANCE
 A1 sheet scale = 1 : 250
 A3 sheet scale is twice scale shown above



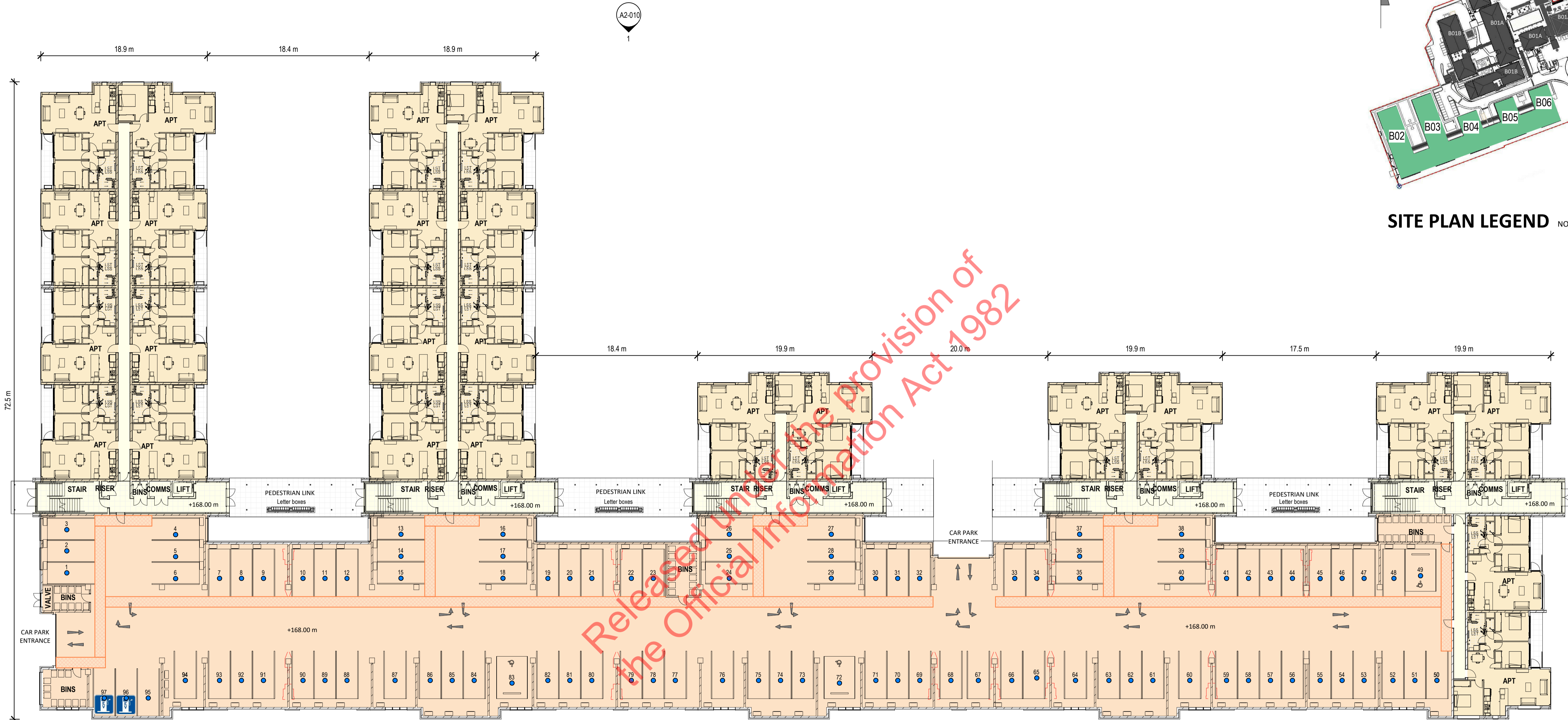
SITE PLAN LEGEND NOT TO SCALE

- MATERIALS**
- Brick : Light Grey
 - Vertical metal sheeting : Coloursteel - Ironsand
 - Roof Fascia : Coloursteel - Ironsand
 - Roof Finish : PTO Membrane - Ironsand
 - Textured Plaster Finish : Winter Mushroom
 - Concrete : Exposed precast concrete frame, mullions & hoods
 - Exposed Panels : Coloured rough textured concrete or similar light weight panel
 - External screens : PC Ironsand Frames/PC wood effect louvers
 - Window & Door Joinery : PC Ironsand
 - Glass to Balconies - Grey tinted
 - Fascia : Smooth precast concrete or similar light weight panel
 - Vertical metal sheeting: Coloursteel - colour to match existing

- Existing buildings
Refer to RC06 for further information
- Indicating Basements



SITE PLAN LEGEND NOT TO SCALE



GROUND FLOOR PLAN

A1 sheet scale = 1 : 250
A3 sheet scale is twice scale shown above

ACCOMMODATION SCHEDULE THIS LEVEL

Level 1 of 3
24 IA (INDEPENDENT APARTMENTS)
Refer to overall Schedule on sheet A0.002

AREA ALLOCATION :

- APARTMENTS
- PARKING
- CIRCULATION, SERVICES

NOTES:

Resident parking bay

This sheet to be read in conjunction with overall Site Plan & Landscape Plans

AMENDMENTS:
A JULY 2020 RESOURCE CONSENT ISSUE

LOCATION:
DONALD STREET, KARORI, WELLINGTON

BLOCK NO.: B02 - B06 AMENDMENT: A
PROJECT NO.: 042 STAGE NO.: RCT
PDF NAME: 042 - RCT_B02-B06_A1-010_A
SCALE: As indicated DRAWING NO.:

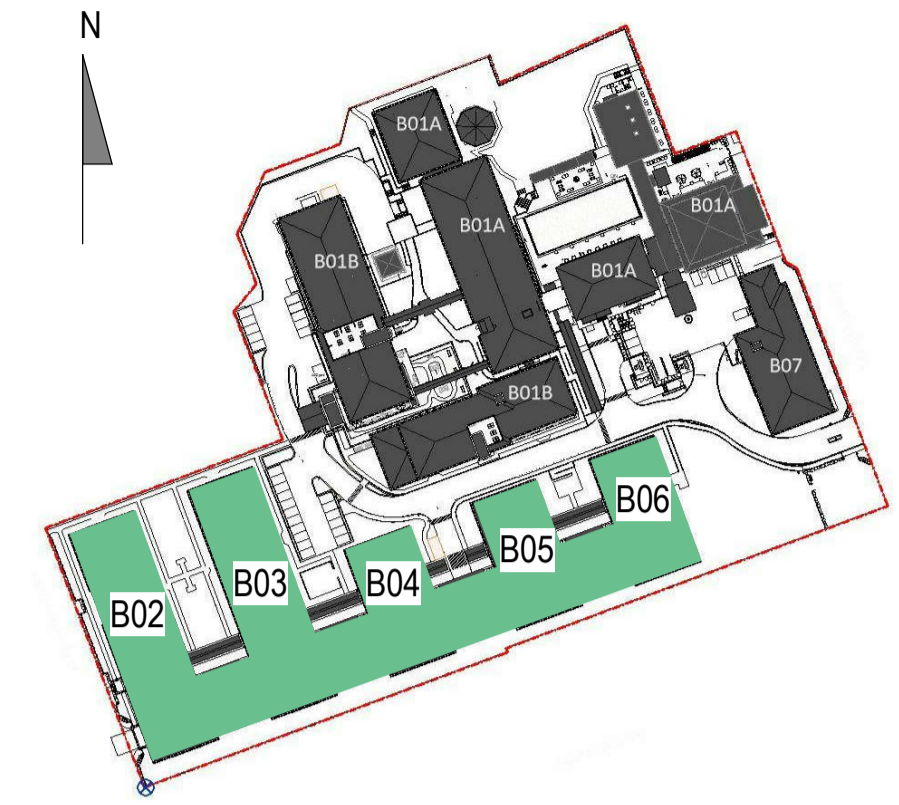
DRAWING TITLE:
GROUND FLOOR PLAN -
APARTMENTS B02 -B06

DRAWING STATUS:
RC31 **.A1-010**

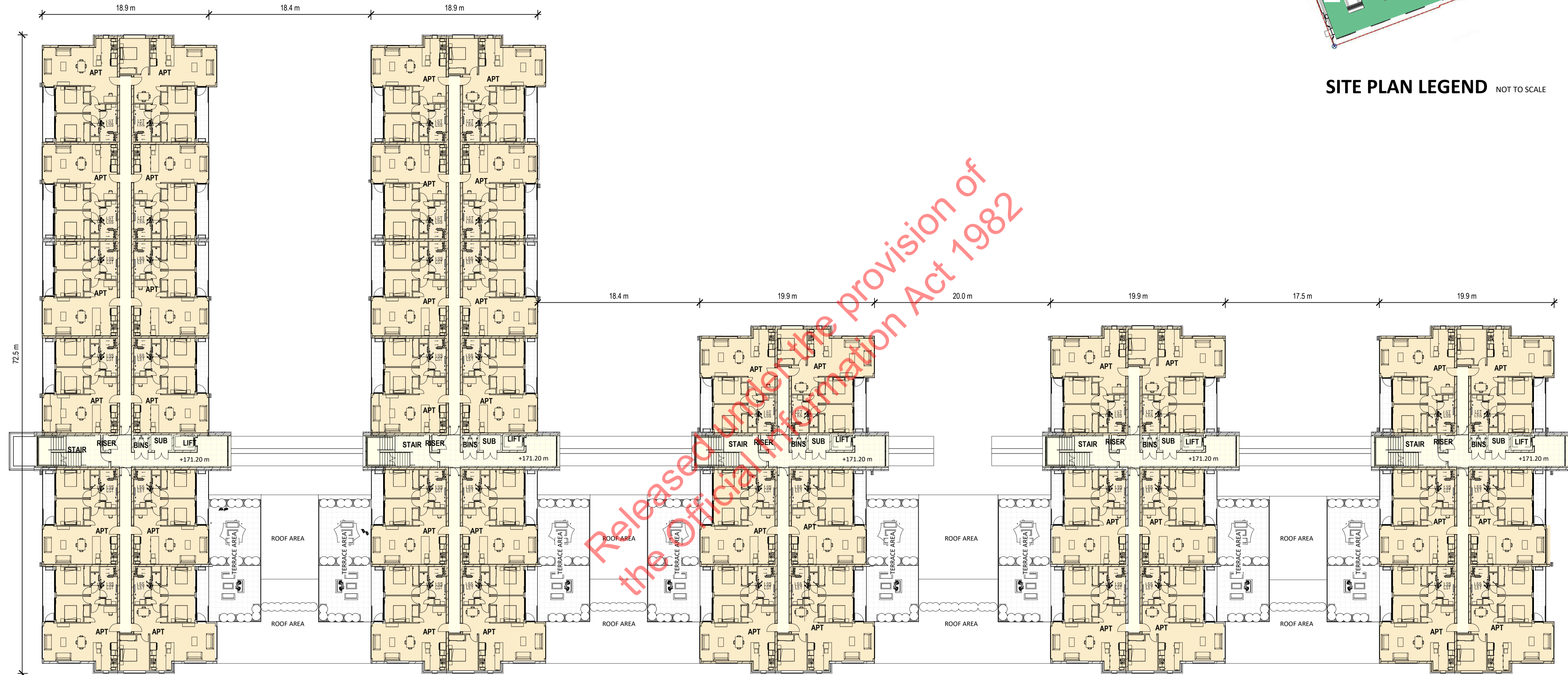


**COMPREHENSIVE CARE RETIREMENT VILLAGE -
DONALD STREET, KARORI, WELLINGTON**

92 RUSSELLY ROAD, CHRISTCHURCH, NEW ZEALAND
PH: 64 - 3 - 366 4069



SITE PLAN LEGEND NOT TO SCALE



LEVEL 1 FLOOR PLAN

A1 sheet scale = 1 : 250
A3 sheet scale is twice scale shown above

ACCOMMODATION SCHEDULE THIS LEVEL

Level 2 of 3
42 IA (INDEPENDENT APARTMENTS)

Refer to overall Schedule on sheet A0.002

AREA ALLOCATION :

- APARTMENTS
- PARKING
- CIRCULATION, SERVICES

AMENDMENTS:
A JULY 2020 RESOURCE CONSENT ISSUE

LOCATION:
DONALD STREET, KARORI, WELLINGTON

BLOCK NO.: B02 - B06 AMENDMENT: A
PROJECT NO.: 042 STAGE NO.: RCT

DRAWING TITLE:
FIRST FLOOR PLAN -
APARTMENTS B02 -B06

PDF NAME: 042 - RCT_B02-B06_A1-020_A
SCALE: As indicated DRAWING NO.:
DRAWING STATUS:
RC32 **.A1-020**



**COMPREHENSIVE CARE RETIREMENT VILLAGE -
DONALD STREET, KARORI, WELLINGTON**

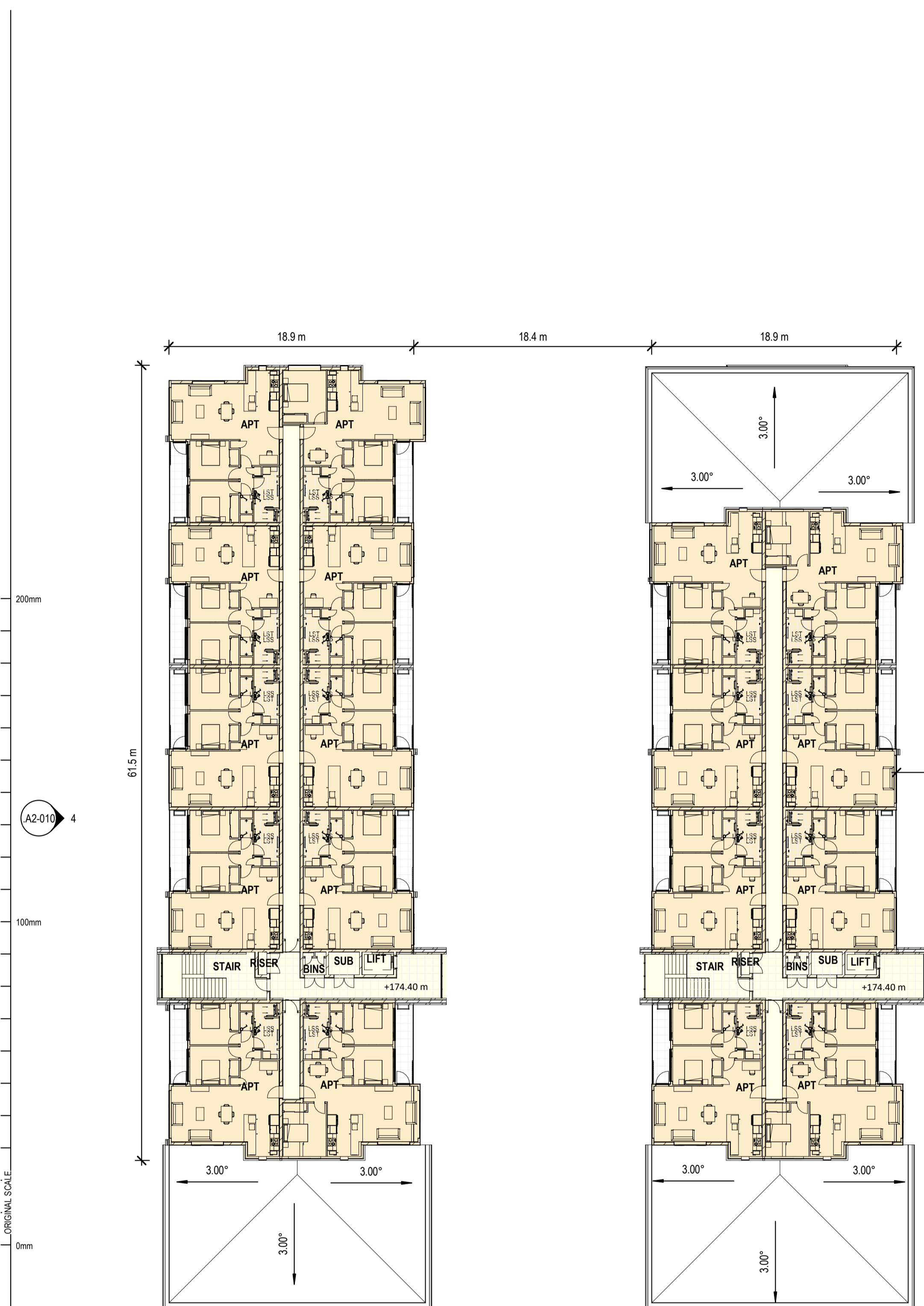
92 RUSSELLY ROAD, CHRISTCHURCH, NEW ZEALAND
PH: 64 - 3 - 366 4069

_8/07/2020 8:16:37 AM
BIN_360/1042 - Karori042-RCT_B02-B06_ARCH_OPTION_D.rvt

Released under the Provision of
the Official Information Act 1982



SITE PLAN LEGEND NOT TO SCALE



Released under the provision of the Official Information Act 1982

LEVEL 2 FLOOR PLAN

A1 sheet scale = 1 : 250
A3 sheet scale is twice scale shown above

ACCOMMODATION SCHEDULE THIS LEVEL

Level 3 of 3
30 IA (INDEPENDENT APARTMENTS)

Refer to overall Schedule on sheet A0.002

AREA ALLOCATION :

- APARTMENTS
- PARKING
- CIRCULATION, SERVICES



92 RUSSELY ROAD, CHRISTCHURCH, NEW ZEALAND
PH: 64 - 3 - 366 4069

COMPREHENSIVE CARE RETIREMENT VILLAGE - DONALD STREET, KARORI, WELLINGTON

AMENDMENTS:
A JULY 2020 RESOURCE CONSENT ISSUE

LOCATION:
DONALD STREET, KARORI, WELLINGTON

DRAWING TITLE:
SECOND FLOOR PLAN - APARTMENTS B02 -B06

BLOCK NO.: B02 - B06 AMENDMENT: A
PROJECT NO.: 042 STAGE NO.: RCT

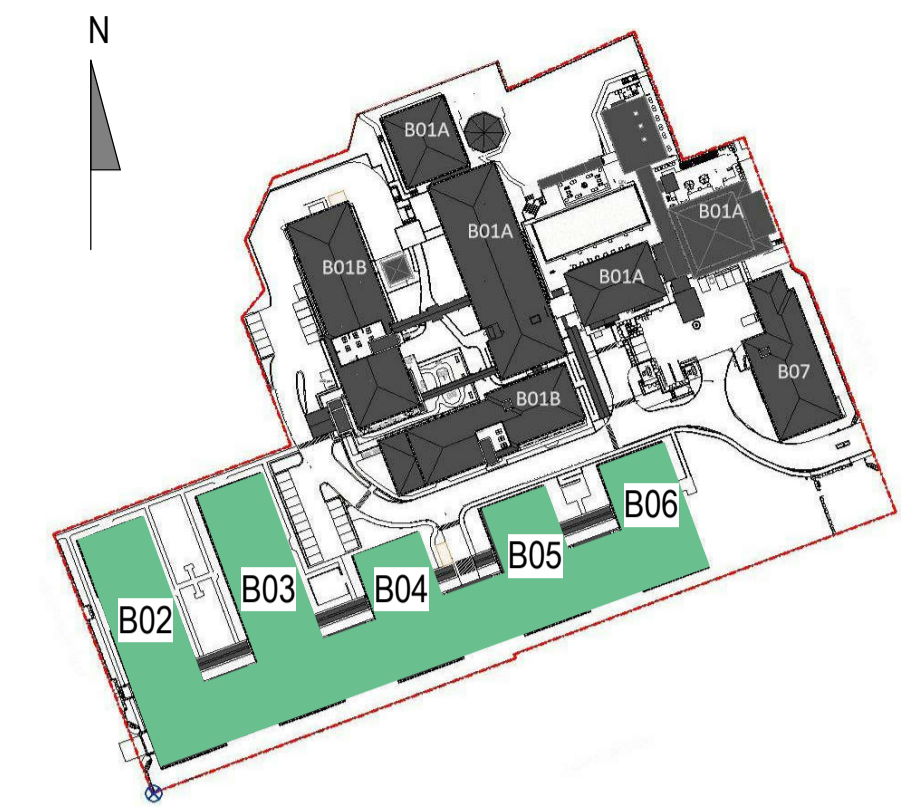
PDF NAME: 042 - RCT_B02 - B06_A1-030_A

SCALE: As indicated DRAWING NO.:

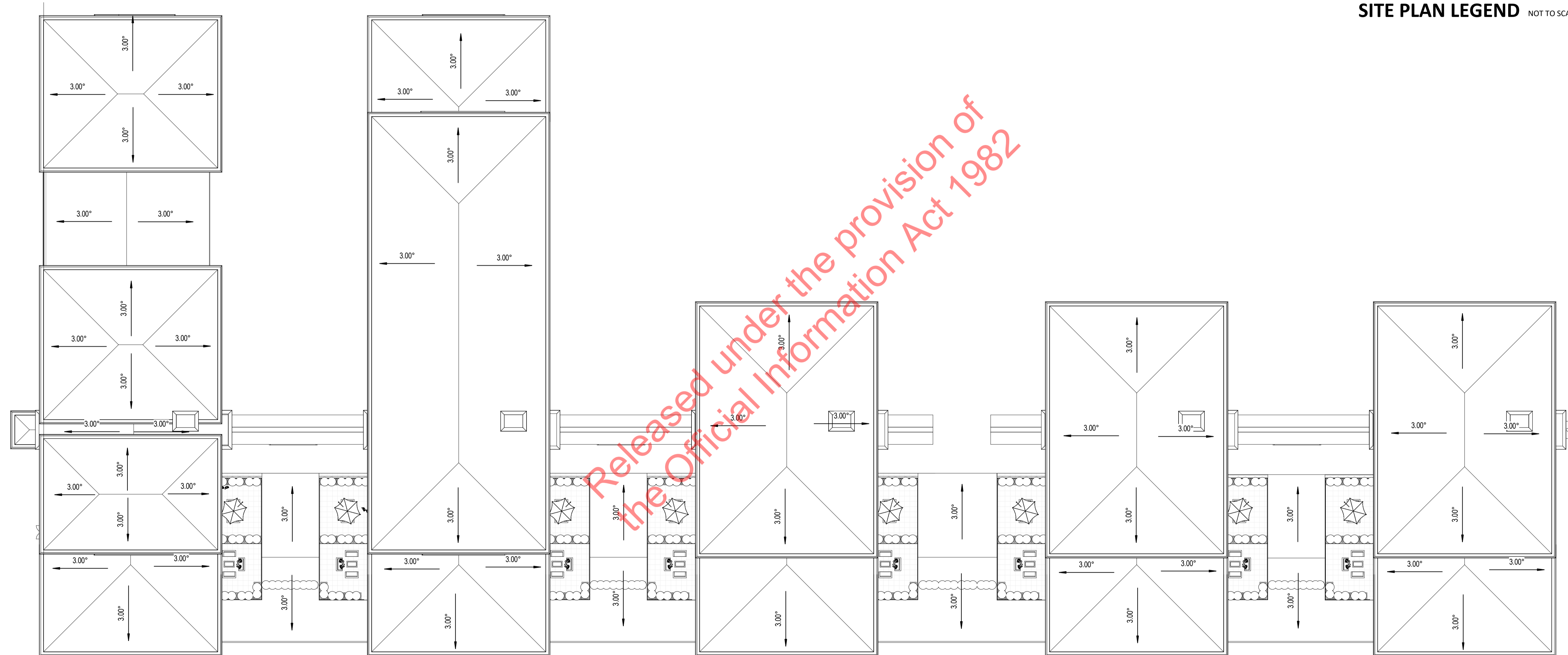
DRAWING STATUS:

RC33

.A1-030



SITE PLAN LEGEND NOT TO SCALE



ROOF PLAN
 A1 sheet scale = 1 : 250
 A3 sheet scale is twice scale shown above

Released under the provision of the Official Information Act 1982

200mm
100mm
0mm
ORIGINAL SCALE

_8072020 8:19:26 AM
 BIN_360/1042 - Karori042-RCT_B02-B06_ARCH_OPTION_D.rvt



92 RUSSELY ROAD, CHRISTCHURCH, NEW ZEALAND
 PH: 64 - 3 - 366 4069

**COMPREHENSIVE CARE RETIREMENT VILLAGE -
 DONALD STREET, KARORI, WELLINGTON**

AMENDMENTS:
 A JULY 2020 RESOURCE CONSENT ISSUE

LOCATION:
 DONALD STREET, KARORI, WELLINGTON

DRAWING TITLE:
 ROOF PLAN - APARTMENTS B02
 -B06

BLOCK NO.: B02 - B06 AMENDMENT: A
 PROJECT NO.: 042 STAGE NO.: RCT
 PDF NAME: 042 - RCT_B02-B06_A1-040_A
 SCALE: As indicated DRAWING NO.:
 DRAWING STATUS:
RC34 **.A1-040**



1 NORTH ELEVATION

A1 sheet scale = 1 : 250
A3 sheet scale is twice scale shown above



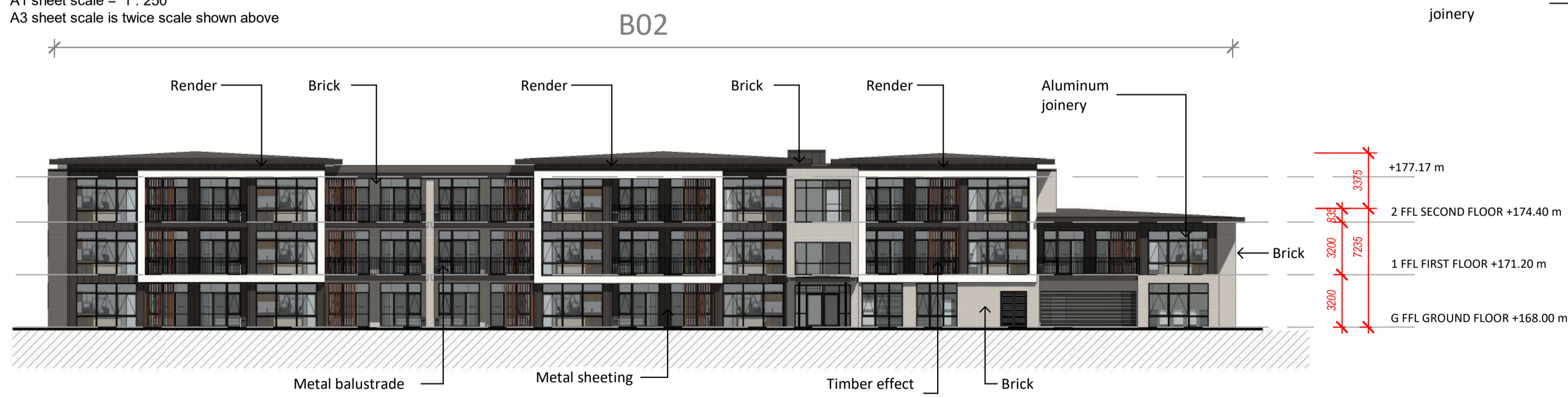
2 EAST ELEVATION

A1 sheet scale = 1 : 250
A3 sheet scale is twice scale shown above




3 SOUTH ELEVATION

A1 sheet scale = 1 : 250
A3 sheet scale is twice scale shown above



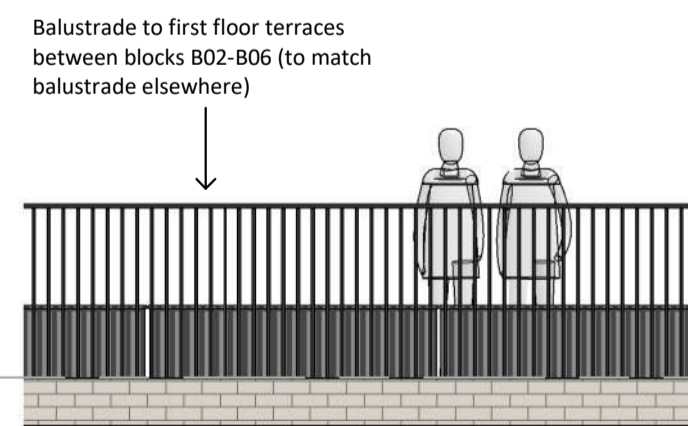
4 WEST ELEVATION (AS VIEWED FROM CAMPBELL ST)

A1 sheet scale = 1 : 250
A3 sheet scale is twice scale shown above



TERRACE AREA B02 to B06

Balustrade to first floor terraces between blocks B02-B06 (to match balustrade elsewhere)



PART ELEVATION - BALUSTRADE

MATERIALS

	Brick Grey		Roof Finish : PTO Membrane - Ironsand
	Metal sheeting : Coloursteel - Ironsand		Plaster Finish : Winter Mushroom textured finish
	Roof Fascia : Coloursteel - Ironsand		Aluminium Joinery - P/C Ironsand
	External screens - P/C Ironsand aluminium frame/TimberTec Black Wattle Loures		Balustrade - metal P/C Black

Released under the provision of the Official Information Act 1982

RYMAN
HEALTHCARE LTD

92 RUSSELY ROAD, CHRISTCHURCH, NEW ZEALAND
PH: 64 - 3 - 366 4069

COMPREHENSIVE CARE RETIREMENT VILLAGE - DONALD STREET, KARORI, WELLINGTON

AMENDMENTS:
A JULY 2020 RESOURCE CONSENT ISSUE

LOCATION:
DONALD STREET, KARORI, WELLINGTON

BLOCK NO.: B02 - B06 AMENDMENT: A
PROJECT NO.: 042 STAGE NO.: RCT
PDF NAME: 042 - RCT_B02-B06_A2-010_A
SCALE: As indicated DRAWING NO.:

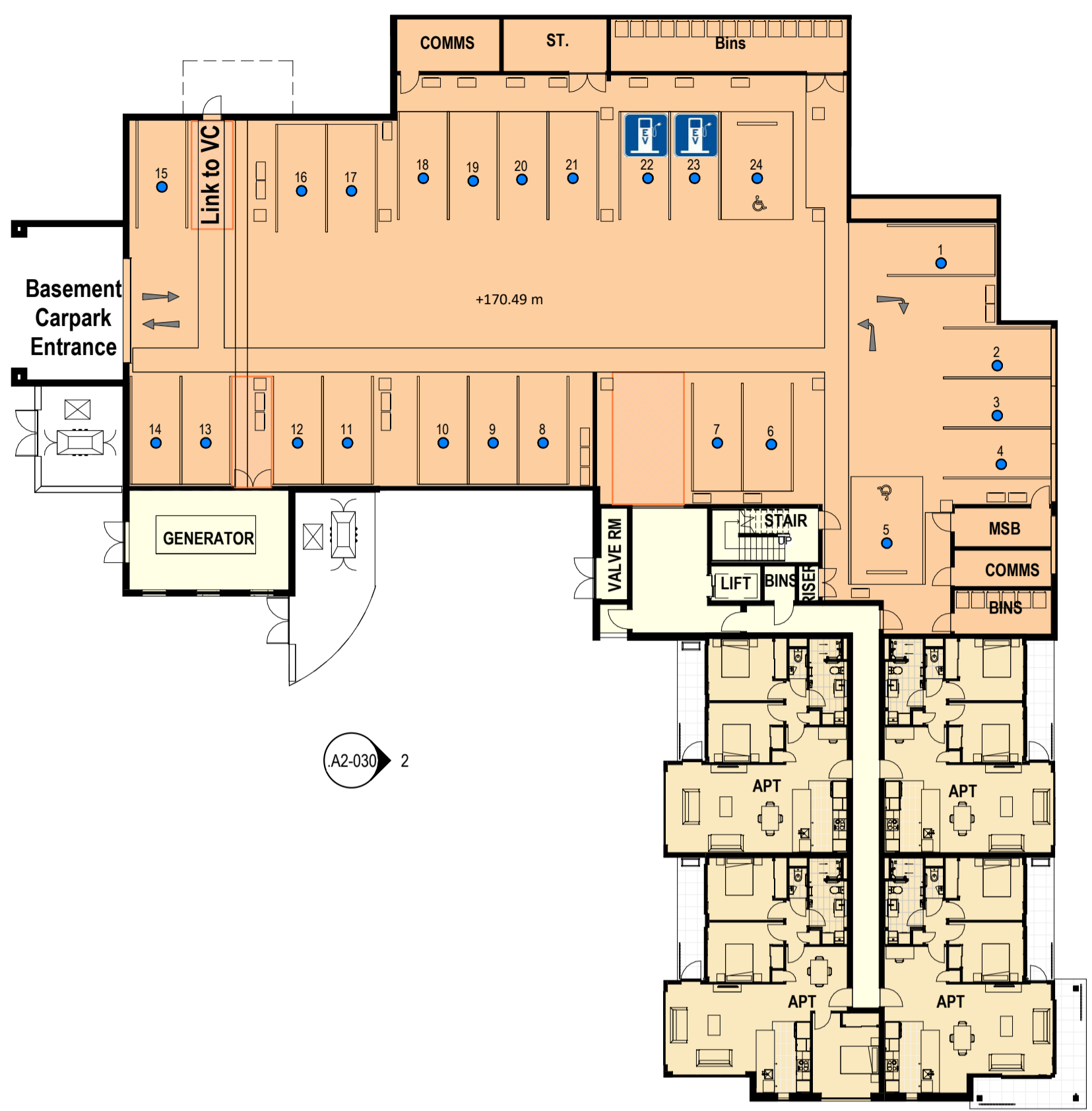
DRAWING TITLE:
ELEVATIONS - APARTMENTS B02 - B06

DRAWING STATUS:
RC35 **.A2-010**

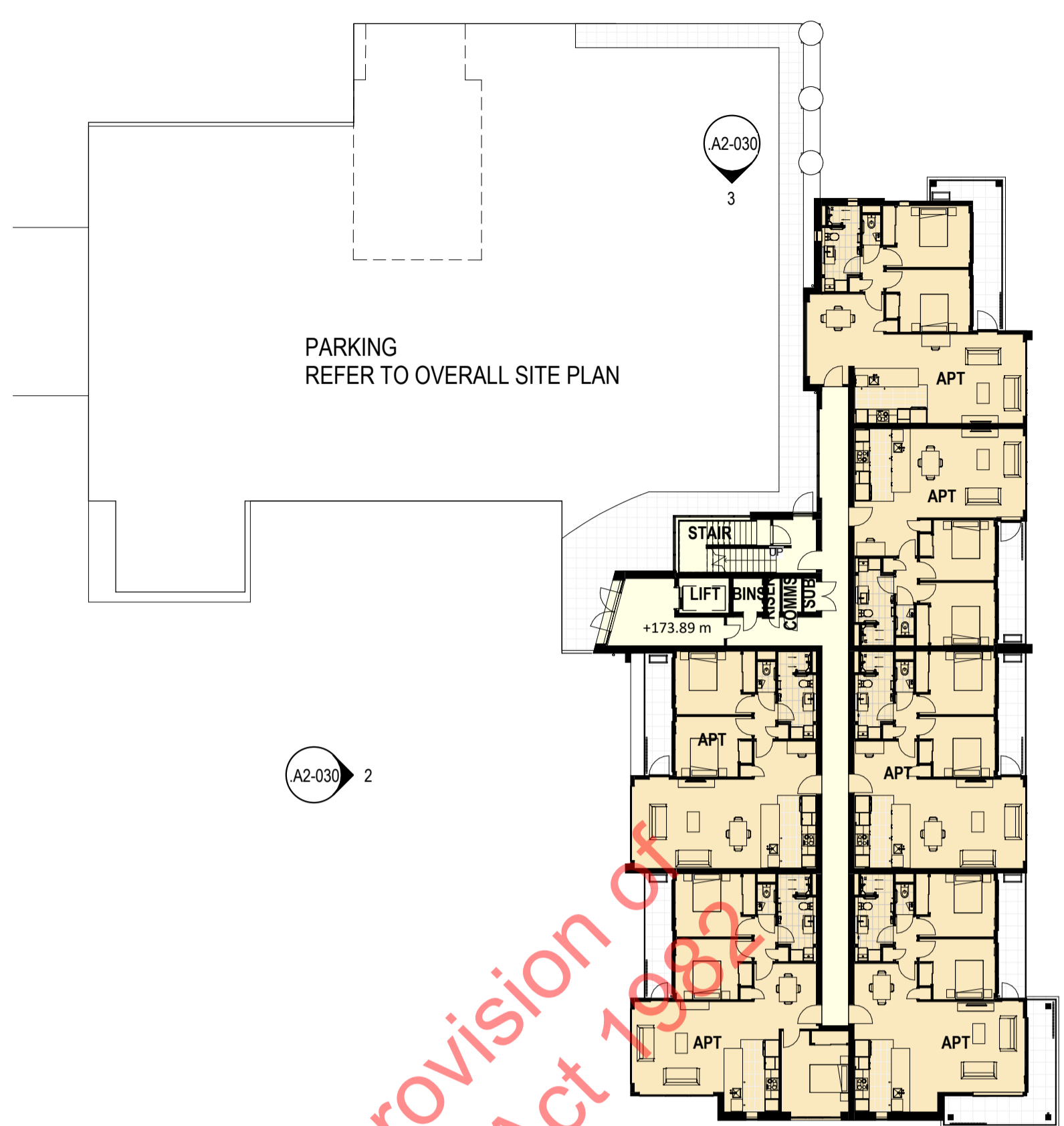
_8/07/2020 9:20:42 AM - BIN_360/042 - Karori042-RCT_B02-B06_ARCH_OPTION_D.rvt



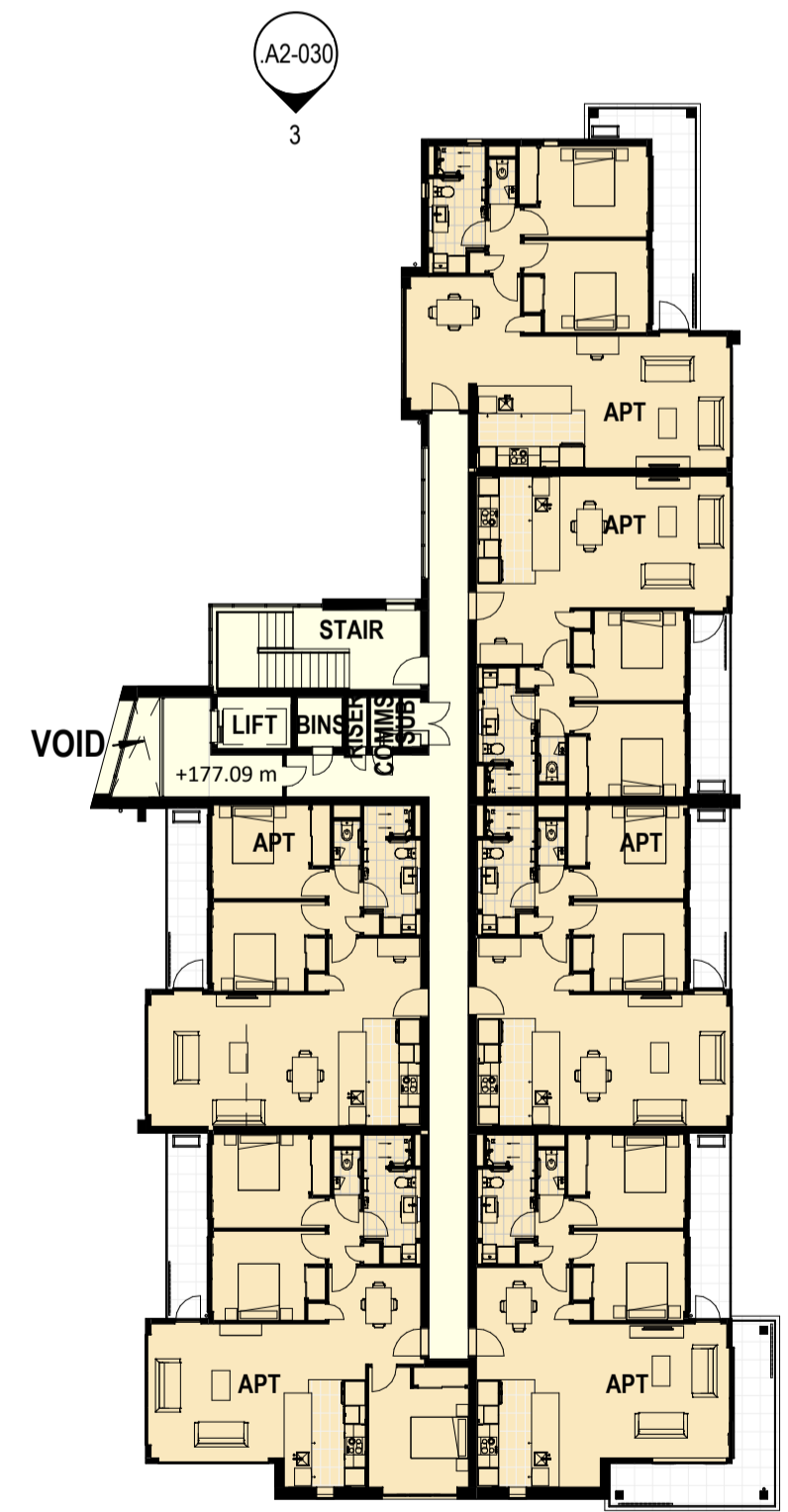
SITE PLAN LEGEND NOT TO SCALE



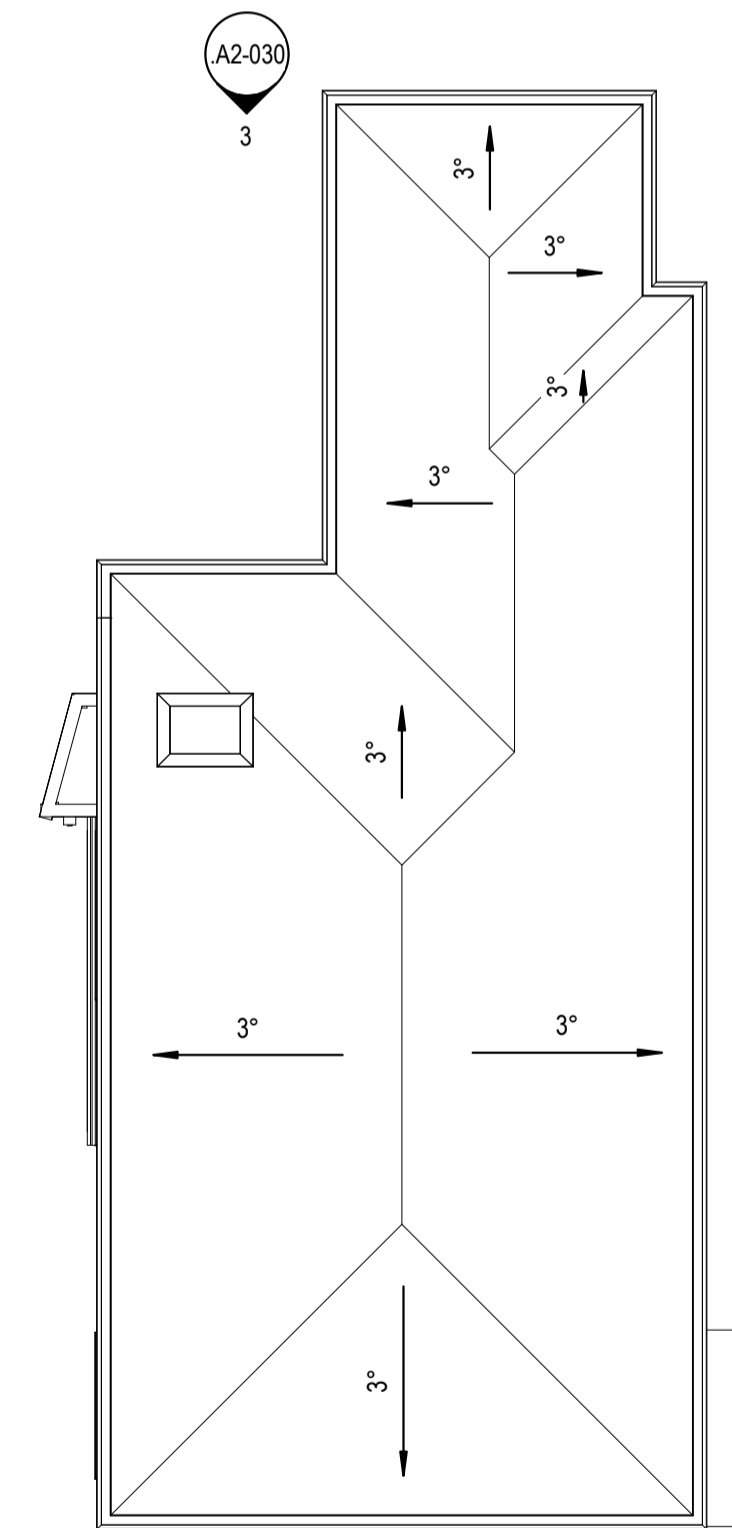
LEVEL 0 - BASEMENT
A1 sheet scale = 1 : 250
A3 sheet scale is twice scale shown above



LEVEL 1 - GROUND FLOOR
A1 sheet scale = 1 : 250
A3 sheet scale is twice scale shown above



LEVEL 2 - FIRST FLOOR
A1 sheet scale = 1 : 250
A3 sheet scale is twice scale shown above



LEVEL 3 - SECOND FLOOR
A1 sheet scale = 1 : 250
A3 sheet scale is twice scale shown above

Released under the provision of
the Official Information Act 1982

ACCOMMODATION SCHEDULE:

Level 0 of 2	4 IA (INDEPENDENT APARTMENTS)
Level 1 of 2	6 IA (INDEPENDENT APARTMENTS)
Level 2 of 2	6 IA (INDEPENDENT APARTMENTS)

Refer to overall Schedule on sheet A0.002

AREA ALLOCATION :

	APARTMENTS
	BASEMENT PARKING
	CIRCULATION, SERVICES

200mm
100mm
0mm
ORIGINAL SCALE



92 RUSSELLY ROAD, CHRISTCHURCH, NEW ZEALAND
PH: 64 - 3 - 366 4069

COMPREHENSIVE CARE RETIREMENT VILLAGE - DONALD STREET, KARORI, WELLINGTON

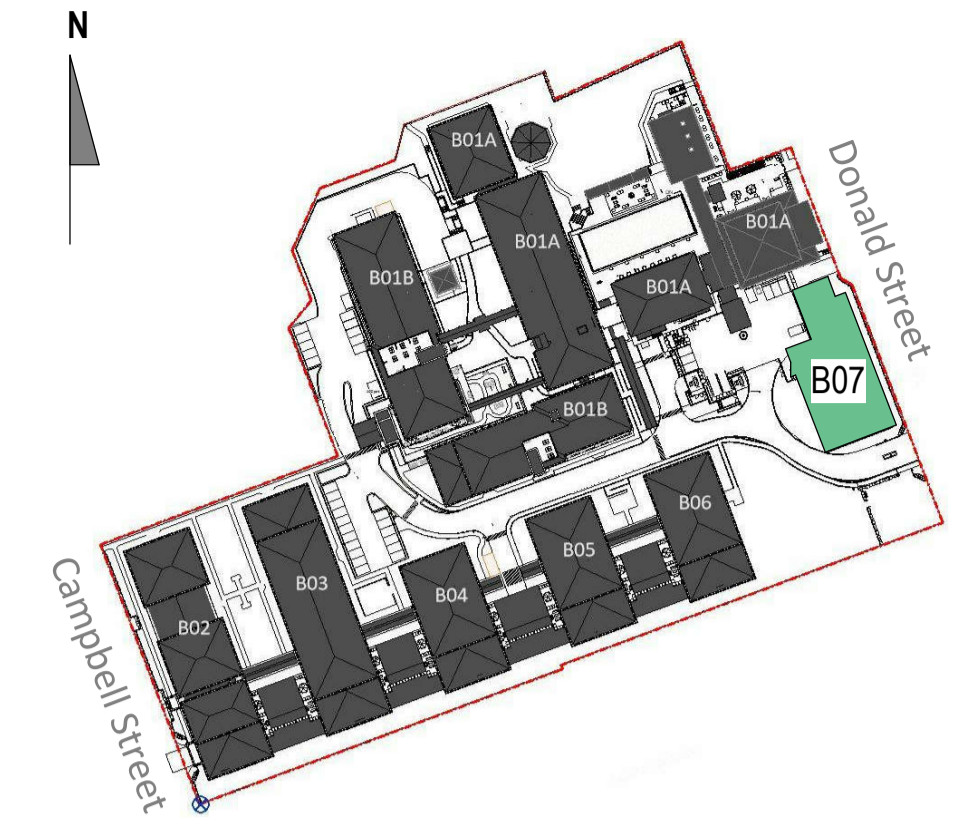
AMENDMENTS:
A JULY 2020 RESOURCE CONSENT ISSUE

LOCATION:
DONALD STREET, KARORI, WELLINGTON

DRAWING TITLE:
PROPOSED APARTMENT B07
FLOOR PLANS

BLOCK NO.: B07 AMENDMENT: A
 PROJECT NO.: 042 STAGE NO.: RCT
 PDF NAME: 042 - RCT _ B07 _ A1-010 _ A
 SCALE: As indicated DRAWING NO.:
 DRAWING STATUS:
RC36 **.A1-010**

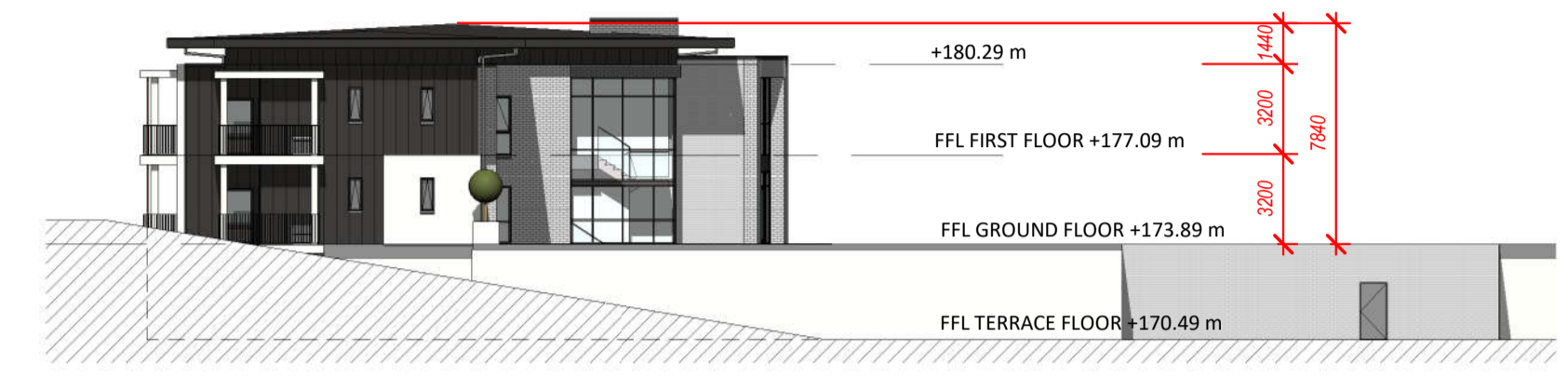
8/07/2020 8:16:33 AM
BIN_360/1042 - Karori042-RCT_B07_ARCH.rvt



SITE PLAN LEGEND NOT TO SCALE



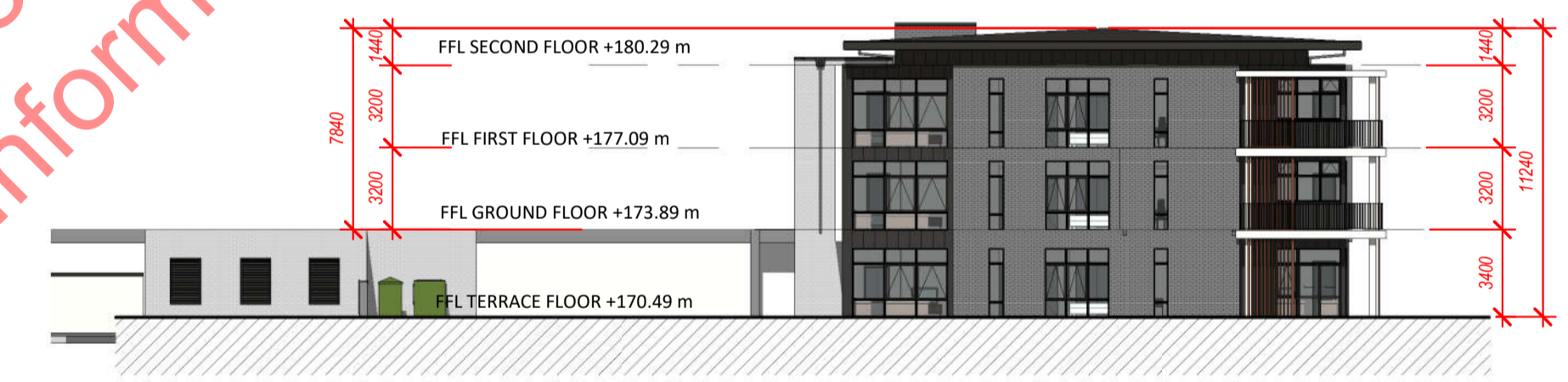
1 EAST ELEVATION (DONALD STREET)
 A1 sheet scale = 1 : 250
 A3 sheet scale is twice scale shown above



3 NORTH ELEVATION
 A1 sheet scale = 1 : 250
 A3 sheet scale is twice scale shown above



2 WEST ELEVATION
 A1 sheet scale = 1 : 250
 A3 sheet scale is twice scale shown above



4 SOUTH ELEVATION
 A1 sheet scale = 1 : 250
 A3 sheet scale is twice scale shown above

Released under the provision of the Official Information Act 1982

MATERIALS

- Brick - Grey
- Metal sheeting - Coloursteel - Ironsand
- Roof Fascia - Coloursteel - Ironsand
- External screens - P/C Ironsand aluminium frame/TimberTec Black Wattle Loures
- Roof Finish : PTO Membrane - Ironsand
- Plaster Finish : Winter Mushroom textured finish
- Aluminium Joinery - P/C Ironsand
- Balustrade - metal P/C Black

_8/07/2020 8:16:54 AM
BIN_360/1042 - Karori042-RCT_B07_ARCH.rvt



92 RUSSELLY ROAD, CHRISTCHURCH, NEW ZEALAND
 PH: 64 - 3 - 366 4069

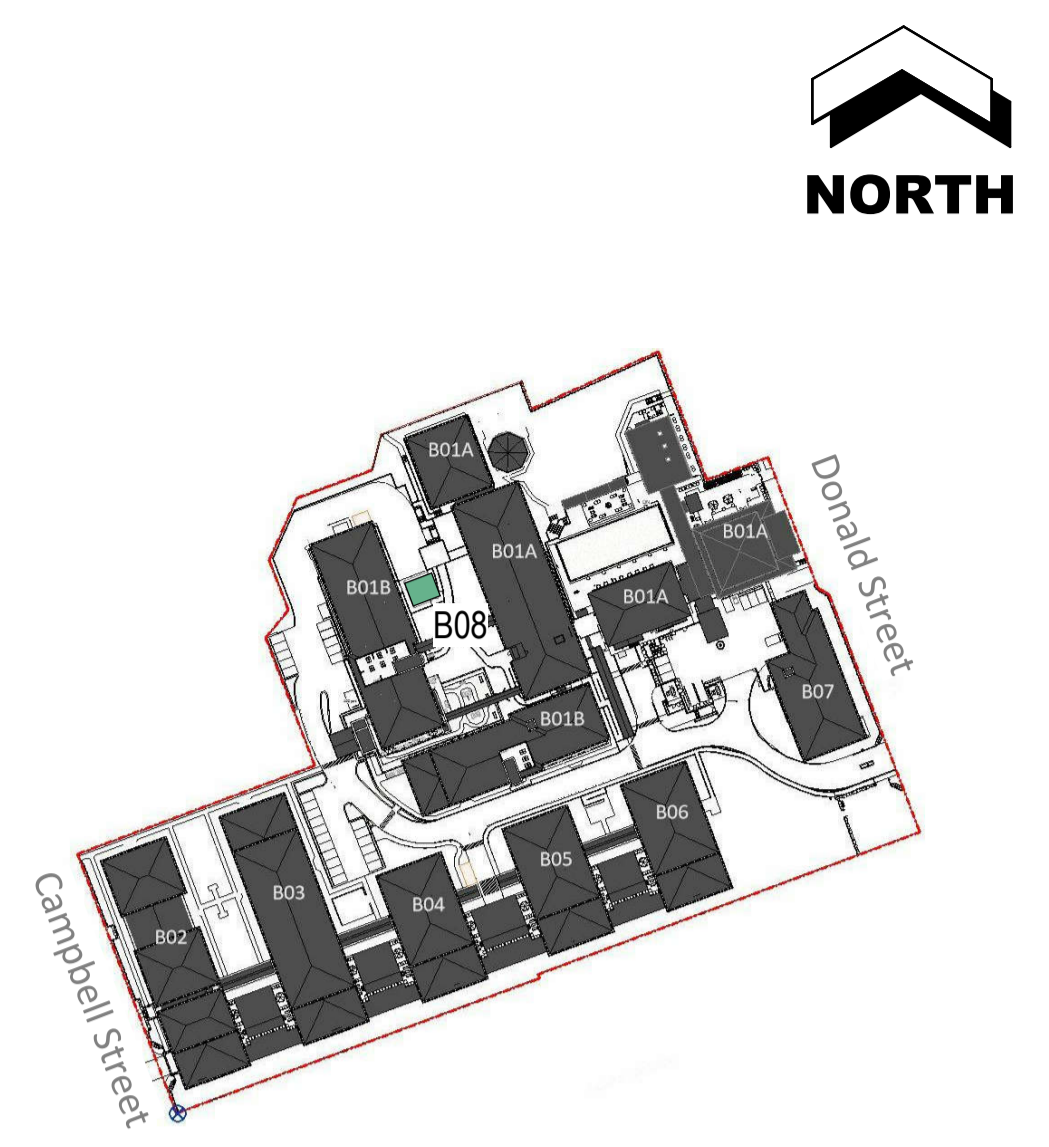
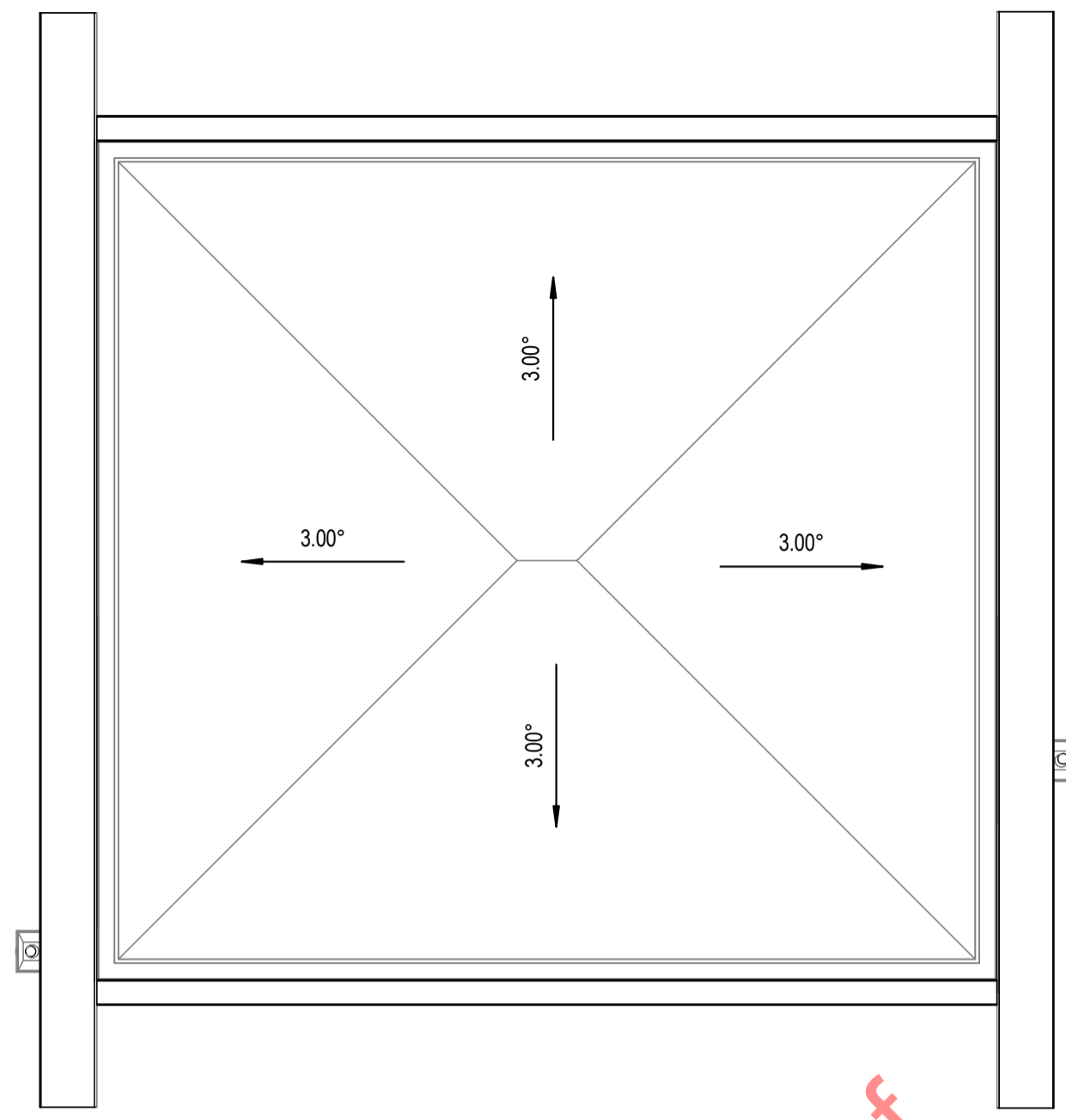
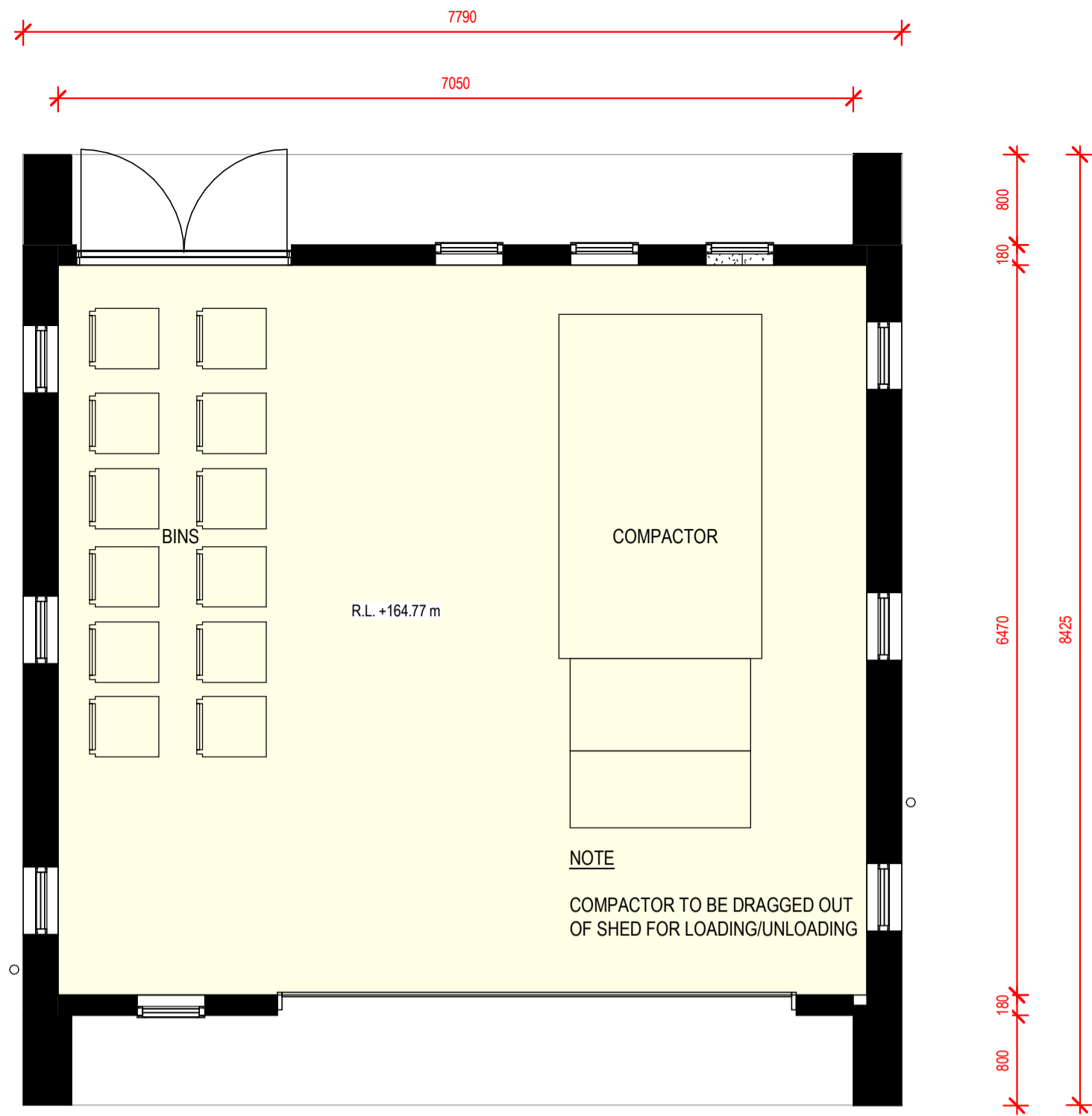
COMPREHENSIVE CARE RETIREMENT VILLAGE - DONALD STREET, KARORI, WELLINGTON

AMENDMENTS:
 A JULY 2020 RESOURCE CONSENT ISSUE

LOCATION:
 DONALD STREET, KARORI, WELLINGTON

DRAWING TITLE:
 PROPOSED APARTMENT B07 - ELEVATIONS

BLOCK NO.: B07 AMENDMENT: A
 PROJECT NO.: 042 STAGE NO.: RCT
 PDF NAME: 042 - RCT _ B07 _ A2-030 _ A
 SCALE: As indicated DRAWING NO.:
 DRAWING STATUS: RC37 **.A2-030**




SITE PLAN LEGEND NOT TO SCALE

GROUND LEVEL

A1 sheet scale = 1 : 50
A3 sheet scale is twice scale shown above

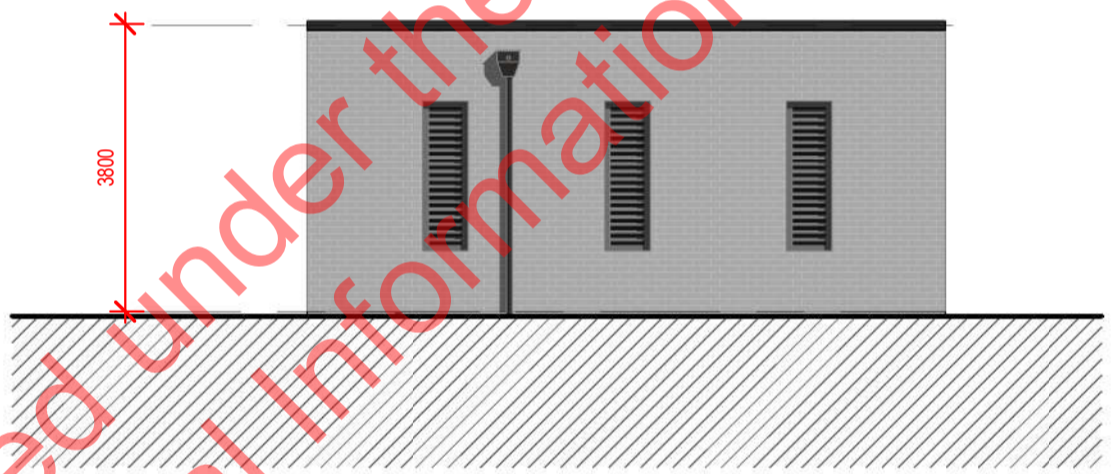
ROOF LEVEL

A1 sheet scale = 1 : 50
A3 sheet scale is twice scale shown above



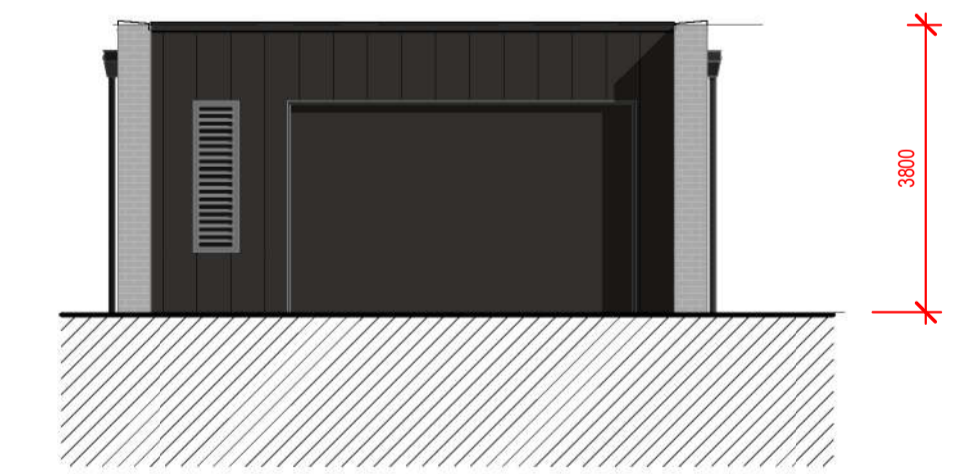
ELEVATION 1

A1 sheet scale = 1 : 100
A3 sheet scale is twice scale shown above



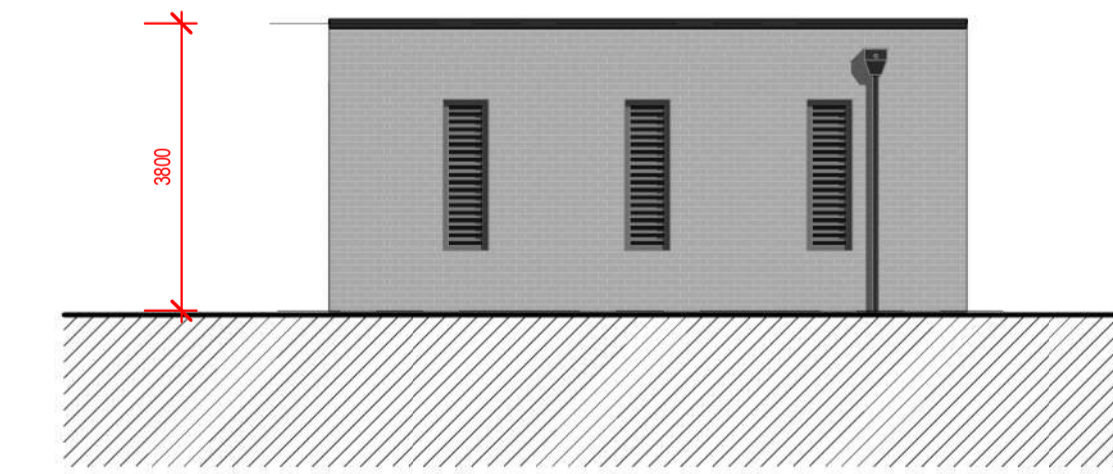
ELEVATION 2

A1 sheet scale = 1 : 100
A3 sheet scale is twice scale shown above



ELEVATION 3


A1 sheet scale = 1 : 100
A3 sheet scale is twice scale shown above



ELEVATION 4

A1 sheet scale = 1 : 100
A3 sheet scale is twice scale shown above

AREA ALLOCATION :



MATERIALS

- Brick - Grey
- Vertical sheeting : Coloursteel - Ironsand
- Roof Fascia : Coloursteel - Ironsand
- Roof Finish : PTO Membrane - Ironsand
- Plaster Finish : Winter Mushroom
- Concrete : Exposed Elements
- External screens: Powdercoat aluminum frames/Powdercoat wood effect louvers

Released under the provision of the Official Information Act 1982

8/07/2020 8:15:05 AM BIN_360/1042 - Karori042-RCT_B08_WASTE_RECYCLING_SHED.rvt



COMPREHENSIVE CARE RETIREMENT VILLAGE - DONALD STREET, KARORI, WELLINGTON

92 RUSSELLY ROAD, CHRISTCHURCH, NEW ZEALAND
PH: 64 - 3 - 366 4069

AMENDMENTS:
A JULY 2020 RESOURCE CONSENT ISSUE

LOCATION:
DONALD STREET, KARORI, WELLINGTON

DRAWING TITLE:
PROPOSED WASTE / RECYCLING SHED

BLOCK NO.: B08 AMENDMENT: A
PROJECT NO.: 042 STAGE NO.: RCT
PDF NAME: 042 - RCT _ B08 _ A1-010 _ A
SCALE: As indicated DRAWING NO.:
DRAWING STATUS: RC38
.A1-010